

Table DF 1
Scope of Application

Name of the top bank in the group to which the Framework applies-

BANK OF INDIA

i. Qualitative Disclosures:

a. List of group entities considered for consolidation:

Name of the entity/ Country of incorporation	Whether the entity is included under accounting scope of consolidation (yes / no)	Explain the Method of consolidation	Whether the Entity is included under regulatory scope of consolidation (yes / no)	Explain the Method of consolidation	Explain the reasons for difference in the method of consolidation	Explain the reasons if consolidated under only one of the scopes of consolidation
Bank of India New Zealand Ltd	Yes	Consolidated as per AS 21	Yes	Consolidated as per AS 21	NA	NA
Bank of India(Uganda) Ltd	Yes	Consolidated as per AS 21	Yes	Consolidated as per AS 21	NA	NA
Bank of India (Tanzania) Ltd	Yes	Consolidated as per AS 21	Yes	Consolidated as per AS 21	NA	NA
Bank of India (Botswana) Ltd	Yes	Consolidated as per AS 21	Yes	Consolidated as per AS 21	NA	NA
PT Bank of India Indonesia, TBK.	Yes	Consolidated as per AS 21	Yes	Consolidated as per AS 21	NA	NA
BOI Shareholding Ltd	Yes	Consolidated as per AS 21	Yes	Consolidated as per AS 21	NA	NA
BOI Axa Investment Managers Pvt Ltd	Yes	Consolidated as per AS 21	Yes	Consolidated as per AS 21	NA	NA



BOI Axa Trustee Services Pvt Ltd	Yes	Consolidated as per AS 21	Yes	Consolidated as per AS 21	NA	NA
BOI Merchant Bankers Ltd	Yes	Consolidated as per AS 21	Yes	Consolidated as per AS 21	NA	NA
Star Union Dai-ichi Life Insurance Company Ltd	Yes	Consolidated as per AS 27	No	Consolidated as per AS 27	NA	NA
STCI Finance Ltd	Yes	Consolidated as per AS 23	Yes	Consolidated as per AS 23	NA	NA
ASREC (India) Ltd	Yes	Consolidated as per AS 23	Yes	Consolidated as per AS 23	NA	NA
Indo Zambia Bank Ltd	Yes	Consolidated as per AS 23	Yes	Consolidated as per AS 23	NA	NA
RRB Vidharbha Konkan Gramin Bank.	Yes	Consolidated as per AS 23	Yes	Consolidated as per AS 23	NA	NA
RRB Gramin Bank of Aryavart	Yes	Consolidated as per AS 23	Yes	Consolidated as per AS 23	NA	NA
RRB Jharkhand Gramin Bank.	Yes	Consolidated as per AS 23	Yes	Consolidated as per AS 23	NA	NA
RRB Narmada Jhabua Gramin Bank.	Yes	Consolidated as per AS 23	Yes	Consolidated as per AS 23	NA	NA

b. List of group entities not considered for consolidation both under the accounting and regulatory scope of consolidation



There are no group entities that are not considered for consolidation under both the accounting scope of consolidation and regulatory scope of consolidation.

Quantitative Disclosures:

c. List of group entities considered for consolidation:

Name of the entity / country of incorporation	Principle activity of the entity	Total balance sheet equity & reserves (Rs Mn)	Total balance sheet assets (Rs Mn)
Bank of India New Zealand Ltd	Banking	2620.3 4	4439.56
Bank of India(Uganda) Ltd	Banking	729.03	3160.11
Bank of India (Tanzania) Ltd	Banking	1096.87	3413.88
Bank of India (Botswana) Ltd	Banking	251.23	877.13
PT Bank of India Indonesia, TBK	Banking	5649.14	20154.60
BOI Shareholding Ltd	Clearing & Settlement of Stock Exchange	279.33	300.54
BOI Axa Investment Managers Pvt Ltd	Assets Management	590.29	723.71
BOI Axa Trustee Services Pvt Ltd	Trusteeship Services	2.15	2.51
BOI Merchant Bankers Ltd	Merchant Banking services	140.18	140.38
Star Union Dai-Ichi Life Insurance Company Ltd	Life Insurance	5277.04	76996.72
STCI Finance Ltd	NBFC- NDSI	15744.79	119655.10
ASREC (India) Ltd	Assets Recovery Company	1406.48	1706.81
Indo Zambia Bank Ltd	Banking	4531.78	23735.99
RRB Vidharbha Konkan Gramin Bank	Banking	1798.49	42078.76
RRB Gramin Bank of Aryavart	Banking	15759.05	185441.05
RRB Jharkhand Gramin Bank	Banking	1612.67	37746.50
RRB Narmada Jhabua Gramin Bank	Banking	6590.90	86345.43

d. The aggregate amount of capital deficiencies in all subsidiaries which are not included in the regulatory scope of consolidation i.e. that are deducted:

There is no deficiency in the subsidiaries.



- e. **The aggregate amounts (e.g. current book value) of the bank's total interests in insurance entities, which are risk-weighted:**

Name of the insurance entities / country of incorporation	Principle activity of the entity	Total Balance Sheet equity (Rs Mn)	% of bank's holding in the total equity / proportion of voting power	Quantitative impact on regulatory capital of using risk weighting method versus using the full deduction method (Rs Mn)
Star Union Dai-ichi Life Insurance	Life Insurance	2589.64	28.96	1875.00 (Risk weight 250%)

- f. **Any restrictions or impediments on transfer of funds or regulatory capital within the banking group are as governed by RBI.**

No



Table DF - 2
Capital Adequacy

i. Qualitative disclosures:

a. *A summary discussion of the bank's approach to assessing the adequacy of its capital to support current and future activities.*

1. Bank of India:

The Bank carries out regular assessment of its Capital requirements from time to time reviewed on an annual basis to take care of the future growth in business, capital requirements, policy guidelines, macro-economic scenarios, risk appetite etc. The Bank has also developed Internal Capital Adequacy Assessment Process (ICAAP) to comprehensively address all risks and maintain necessary additional capital.

2. PT Bank of India Indonesia Tbk (Subsidiary):

In accordance with Regulation of Bank Indonesia, Bank's Tier-1 Capital should be minimum IDR 1 trillion in order to run foreign exchange business.

3. Bank of India (Tanzania) Ltd and Bank of India (Uganda) Ltd - Subsidiary:

Capital adequacy and the use of regulatory capital are monitored regularly by the Bank's Management, employing techniques based on the guidelines developed by the Basel Committee, as implemented by the Bank of Tanzania (BOT) and Bank of Uganda (BOU), for supervision purposes. The required information is filed with the BOT and BOU, the local regulators on a quarterly basis. IFRS- 9 has been implemented with effect from 1st January, 2018.

The bank's regulatory capital as managed by its management is divided into two tiers:

Tier 1 Capital: - Share capital and Retained Earnings. Prepaid Expenses, Deferred Charges, our Statutory Reserves, and General Provisions are deducted in arriving at Tier 1 Capital.

Tier 2 Capital: - Qualifying subordinate loan capital, collective impairment allowances and unrealized gains arising on the fair valuation of equity instruments held as available for sale.

The risk-weighted assets are ensured by means of a hierarchy of five risk weights classified according to the nature and reflecting an estimate of credit, market and other risks associated with each asset and counterparty, taking into



account any eligible collaterals or guarantees. A similar treatment is adopted for off- balance sheet exposure, with some adjustments to reflect the more contingent nature of the potential losses.

4. Bank of India (New Zealand) Ltd (Subsidiary):

Capital adequacy and the use of regulatory capital are monitored regularly by the Bank's Management, employing techniques based on the guidelines of the Reserve Bank of New Zealand (RBNZ), for supervision purposes. The required information is disclosed in General Disclosure Statement on quarterly basis. The bank's regulatory capital as managed by its management solely consists of Tier 1 Capital

Tier 1 capital: - Share capital, retained earnings and reserves created by appropriation of retained earnings

The risk-weighted assets are ensured by means of a hierarchy of five risk weights classified according to the nature and reflecting an estimate of credit, market and other risks associated with each asset and counterparty, taking into account any eligible collaterals or guarantees. A similar treatment is adopted for off-balance sheet exposure

5. Bank of India (Botswana) Ltd:

The bank's regulatory capital as managed by its management is divided into two tiers:

Tier 1 Capital: - Share capital, retained earnings and reserves (now loss for the subsidiary) created by appropriation of retained earnings. Prepaid expenses and deferred charges are deducted in arriving at Tier 1 Capital.

Tier 2 Capital: -Qualifying subordinate loan capital, collective impairment allowances i.e, provision on standard assets and unrealized gains arising on the fair valuation of equity instruments held as available for sale.



ii. Quantitative disclosures:-

(Amount in Rs. Mn.)

Capital requirements for Credit Risk (#):	2,33,022.60
➤ Portfolios subject to standardized approach	
➤ Securitisation exposures	
Capital requirements for Market Risk:	
Standardized duration approach: (#)	19,170.00
➤ Interest rate risk	11,718.00
➤ Foreign exchange risk (including gold)	337.00
➤ Equity risk	7,115.00
Capital requirements for Operational Risk (#):	
➤ Basic Indicator Approach	26,640.00
➤ The Standardized Approach (if applicable)	
Common Equity Tier 1, Tier 1 and Total Capital ratios: (For the top consolidated group)	
➤ Common Equity Tier 1 Capital (CET 1)	8.25%
➤ Tier 1 Capital (T 1)	8.38%
➤ Total Capital Ratio	11.61%
# Capital requirement is calculated at Minimum Regulatory Requirement @ 9% of RWA.	





Table DF 3 - Credit risk
General Disclosures For All Banks

i. Qualitative Disclosures

a. *The general qualitative disclosure requirement with respect to credit risk, including:*

- *Definition of past due and impaired (for accounting purposes)*

1.0 Bank of India

The Bank follows Reserve Bank of India regulations, which are summed up below:

1.1 Non-performing Assets

An asset, including a leased asset, becomes non-performing when it ceases to generate income for the bank.

A non-performing asset (NPA) is a loan or an advance where;

- Interest and/ or installment of principal remain overdue for a period of more than 90 days in respect of a term loan,
- the account remains 'out of order' as indicated below, in respect of an Overdraft/Cash Credit (OD/CC),
- The bill remains overdue for a period of more than 90 days in the case of bills purchased and discounted,
- The installment of principal or interest thereon remains overdue for two crop seasons for short duration crops,
- The installment of principal or interest thereon remains overdue for one crop season for long duration crops.
- The amount of liquidity facility remains outstanding for more than 90 days, in respect of a securitization transaction undertaken in terms of guidelines on securitization dated February 1, 2006.
- Bank should classify an account as NPA only if the interest charged during any quarter is not serviced fully within 90 days from the end of the quarter.
- A loan for infrastructure/non-infrastructure project will be classified as NPA during any time before commencement of commercial operations as per record of recovery (90 days overdue) unless it is restructured and becomes eligible for classification as "Standard Asset"
- A loan for an infrastructure project will be classified as NPA if it fails to commence commercial operations within two years from original DCCO, even if it is regular as per record of recovery, unless it is restructured and becomes eligible for classification as "Standard Asset"
- A loan for a non-infrastructure project will be classified as NPA if it fails to



commence commercial operations within twelve months from original DCCO, even if it is regular as per record of recovery, unless it is restructured and becomes eligible for classification as "Standard Asset".

1.2 'Out of Order' status:

An account is treated as 'out of order' if the outstanding balance remains continuously in excess of the sanctioned limit/drawing power. In cases where the outstanding balance in the principal operating account is less than the sanctioned limit/drawing power, but there are no credits continuously for 90 days as on the date of Balance Sheet or credits are not enough to cover the interest debited during the same period, these accounts are treated as 'out of order'.

1.3 Overdue:

Any amount due to the bank under any credit facility is 'overdue' if it is not paid on the due date fixed by the bank.

1.4 Non Performing Investments:

In respect of securities, where interest/ principal is in arrears, the Bank does not consider depreciation in the value of the investment.

A non-performing investment (NPI), similar to a non-performing advance (NPA), is one where:

- Interest/ installment (including maturity proceeds) is due and remains unpaid for more than 90 days.
- This applies mutatis-mutandis to preference shares where the fixed dividend is not paid.
- In the case of equity shares, in the event the investment in the shares of any company is valued at Re.1 per company on account of the non-availability of the latest balance sheet in accordance with the Reserve Bank of India instructions, those equity shares are also reckoned as NPI.
- Any credit facility availed by the issuer is NPA in the books of the bank, investment in any of the securities issued by the same issuer is treated as NPI and vice versa.
- The investments in debentures / bonds, which are deemed to be in the nature of advance, are subjected to NPI norms as applicable to investments.



2.0 PT Bank of India Indonesia Tbk (Subsidiary):

The Credit Quality is assessed based on the factors such as business prospects, performance of the debtor and repayment capacity. It is undertaken depending upon the materiality and significance of each assessment factor and components and the relevance of the assessment factors and components to the characteristics of the debtor concerned. Accordingly, the assets are classified into current, special mention, sub-standard, doubtful and loss category.

“Assets” are classified into Earning Assets and Non-earning Assets. Earning Assets are provision of funds by a bank to earn revenues. “Non-Earning Assets” are assets of the Bank other than Earning Assets with potential for Loss.

An asset becomes non-performing when it ceases to generate revenue for the bank. A non-performing asset is a loan or an advance where the arrears in principal and / or interest exceed 90 days.

Past due: Any amount due to the bank under any credit facility is “past due” if it is not paid on the due date fixed by the bank.

In 2010, PT Bank of India Indonesia Tbk implemented New Accounting Policy i.e. PSAK 50 & 55 which is similar to the International Accounting Standards IAS 32 & 39 according to which the financial asset must be presented at the fair value. It can compute financial asset impaired as described above. We are in process to integrate PSAK calculation into bank’s core banking, which is in line with our business plan that is up-gradation technology.

Outstanding Loans and advances reviewed by quantitative approach are classified as follows:

No of Days Past Due	Classification	Provisioning
90-120	Substandard	15%
120-180	Doubtful	50%
180 and More	Loss	100%

3.0 Bank of India (New Zealand) Ltd, Bank of India (Tanzania) Ltd, Bank of India Uganda, and Bank of India (Botswana) Ltd (Subsidiaries):

Credit risk is a risk of financial loss to the bank, if a customer or counterparty to a financial instrument fails to meet its contractual obligations and arises principally from the bank’s loans and advances to customers and other banks, and investment debt securities.

The Board of Directors has delegated responsibility for the oversight of



credit risk to its Credit committee. The credit department of the bank, reporting to the Credit committee is responsible for management of the bank's credit risk, including:-

- Formulating credit policies covering collateral requirements, credit assessment, risk grading and reporting, documentary and legal procedures, and compliance with regulatory and statutory requirements.
- Establishing the authorization structure for approval and renewal of credit facilities. The credit limits are governed by the Credit policy, as approved by the board.
- Reviewing and assessing credit risks.
- Limiting concentrations of exposure to counterparties, geographies and industries (for loans and advances).

3.1 Definitions of Past Due and Impaired (for accounting purposes):

Overdrafts and other credit facilities without specific due dates shall be considered past due if:

- Exceeds the customer's borrowing limit.
- Customers borrowing limit is expired.
- Deposits are insufficient to cover the interest calculated and due for the period
- Bill has been dishonoured.
- Bill or account is not paid on due date
- Loans which are payable in installments are considered as past due in their entirety if any of the installments have become due and unpaid for thirty days or more.

4.0 Bank of India (New Zealand) Ltd:

Outstanding Loans and advances reviewed by quantitative approach are classified as follows

No of Days Past	Classification	Provisioning
91-180	Substandard	10%
181-270	Doubtful	50%
271 and More	Loss	100%



5.0 Bank of India (Tanzania) Ltd:

Outstanding Loans and advances reviewed by quantitative approach are classified as follows:

No of Days Past	Classification	Provisioning
91-180	Substandard	20%
181-360	Doubtful	50%
361 and More	Loss	100%

6.0 Bank of India Uganda

Outstanding Loans and advances reviewed by quantitative approach are classified as follows:

No of Days Past Due	Classification	Provisioning
91-179	Substandard	20%
180-365	Doubtful	50%
365 and more	Loss	100%

7.0 Bank of India (Botswana) Ltd.

Outstanding Loans and advances reviewed by quantitative approach are classified as follows:

No of Days Past Due	Classification	Provisioning
1 year	Substandard	Secure - 20% Unsecure - 25%
1 year & above and < 2 years	Doubtful	25%+100% of shortfall
> 2 years to 4 years	Doubtful	40%+100% of shortfall
> 4 years	Loss	100%



a. Discussion of the Bank's Credit Risk Management Policy:

A. Bank of India:

- In a bank's portfolio, losses stem from outright default due to inability or unwillingness of a customer or counterparty to meet commitments in relation to lending, trading, settlement and other financial transactions or from reduction in portfolio value arising from actual or perceived deterioration in credit quality.
- Against this backdrop a robust risk management framework is necessary for the long-term financial health of a bank. Credit Risk Management encompasses identification, measurement, monitoring and control of the credit risk exposures.
- The Bank has identified various types of credit risk at a generic level in the Credit Risk Management policy. More granular identification is done at the product /process level. Various risks are looked into before introducing new products/processes, which are cleared from the risk angle.
- The Credit Risk Management framework outlined in the policy is built on three distinct building blocks namely Policy & Strategy, Organizational Set up and Operations/Systems.

i) Policy and Strategy:

The Bank has been following a conservative risk philosophy, which has steered the bank through difficult times. However the Bank has an open policy regarding new and unexplored areas and new opportunities are not lost sight of. The important aspects of this philosophy are embodied in the circulars and are periodically codified in the form of Manual of Instructions.

The business objectives and the strategy of the Bank is decided taking into account the profit considerations, the level of various risks faced, level of capital, market scenario and competition. The Bank is always conscious of its asset quality and earnings and hence judiciously matches profit maximization with risk control.

The Credit Risk Management policy and significant credit risk related policies like Credit Policy, and Credit Monitoring Policy are approved and periodically reviewed by the Board of Directors. The Credit Policy covers various areas of credit like Clientele, Marketing, Segmented Approach to Lending, Credit Delivery, Credit Thrust, Tenure of Credit, Credit Acquisition, Risk Rating (including risk acceptance criteria), Pricing, Credit appraisal, Assessment of Limits, Exposure Norms, Industry Norms, Collateral and Margins, Review of Relationship, Scheme of Delegation, Statutory and other Restrictions and Documentation. Credit Policy for International Operations



is in place and each center has its own credit policy dovetailed to the main policy. The delegation of powers for credit matters is covered by a separate policy. In addition Credit Risk is tracked and monitored as per the Credit Monitoring Policy, Restructuring Policy, Write Off and Recovery Policy, Asset Classification and Provisioning Policy, Bank Exposure Policy, Country Risk policy and Credit Audit Policy are also in place. Investments are contracted as per the policy guidelines laid down in the Investment Policy and after clearance by the Investment Committee.

ii) Organizational Set up:

The organizational structure of the Bank for Credit Risk Management function has the Board of Directors at the Apex levels that have the overall oversight of management of risks. The Risk Management Committee of the Board (R. Com) which is the sub-committee of the Board headed by the MD & CEO and whose members also include heads of Credit, Market & Operational Risk Management Committees, devises the policy and strategy for integrated risk management including credit risk. At the operational level the Credit Risk Management Committee (CRMC) manages the credit risk. The main functions includes implementation of credit risk management policy approved by the Board, monitoring credit risk on a bank wide basis, recommending to the board for its approval all policies relating to credit matters including delegation of credit, prudential limits on large credit exposures, portfolio management, etc.

The Risk Management Department headed by the Chief Risk Officer of General Manager rank, measures, controls and manages credit risk on bank wide basis within the limits set by the Board and enforces compliance with risk parameters set by Board/R. Com/M.Com. The Credit Monitoring Department headed by a General Manager, monitors the quality of loan portfolio, identifies problems and takes steps to correct deficiencies. Loan review / credit audit is undertaken by the Credit Audit function.

iii) Operations/Systems/Processes

The Bank has proactive Credit Risk Management practices like consistent standards for the credit origination, maintenance and documentation for all credit exposures including off balance sheet items, periodic individual obligor reviews, periodic inspections and collateral management systems. Credit risk limits including obligor limits and concentration limits by industry, systems and procedures for monitoring financial performance of customers and for controlling outstanding within limits are followed. Checks and balances are in place for extension of credit viz. separation of credit risk management from credit sanction, vetting of new products and systems from risk angle by the CRMC, multiple credit approvers, system of assigning risk rating, vetting



of ratings, mechanism to price facilities depending on the risk grading of the customer, Credit Risk Evaluation committee for vetting credit proposals from risk angle, credit process audit, post sanction pre disbursement review and post sanction review systems and an independent audit and risk review function. Proposals for investments are subjected to credit risk analysis, detailed appraisal and rating. As a matter of entry level, minimum ratings/quality standards, industry, maturity, duration, issue-wise limits are stipulated for investments to mitigate the adverse impact of concentration and risk of liquidity. Investment exposure is taken into consideration while computing exposure to a customer/group. A suitable framework is in place to provide a centralized overview on the aggregate exposure on other banks and half-yearly reviews are undertaken at a single point. The country exposures are monitored on half yearly basis.

A diversified portfolio of risk assets is maintained and a system to conduct regular analysis of the portfolio so as to ensure ongoing control of risk concentrations is in place. A conservative policy for provisioning in respect of non-performing advances is followed. Management Information System (MIS) is being upgraded with introduction of Credit Risk Management System, which would enhance the capabilities of the bank to manage and measure the credit risk inherent in all on- and off-balance sheet activities.

iv) The following tools are used for credit risk management/ mitigation –

➤ **Credit Approving Authority – Delegation of Powers:**

The Bank has a well-defined scheme of risk based delegation of powers with a multi-tier risk based approving system, which is reviewed periodically and revised as and when necessary to meet the compulsions of business environment. The delegation of powers is linked to the rating of the borrower with powers for sanction of higher limits to better-rated customers. At present, all credit proposals falling within the delegated authority of the General Manager and above are being routed through the "Credit Risk Evaluation Committee (CREC)" to bring in an element of independence and off-site evaluation of risks perceived in credit proposals. The General Manager, Risk Management Department, who has no volume or profit targets, is mandatory member of the CREC. As per Ministry of Finance Guidelines, Credit Committees with sanctioning powers have been formed at various administrative levels to exercise delegation of powers. At Head Office level, three Credit Committees (GMLCC, EDLCC and CAC) are functioning to deal with proposals falling beyond the delegated powers of the field functionaries. Such Credit Committees (SZLCC/ZLCC/NBGLCC) have



also been set-up at Zonal Office/NBG office for considering the credit proposals falling within their powers.

➤ **Prudential Limits:**

Prudential limits on various aspects of credit/investment like Single/Group borrower limits for various types of borrowers are in place.

➤ **Risk Rating/Pricing:**

The bank has introduced rating models for various segments, which serve as a single point indicator of diverse risk factors of a counter party and support credit and pricing decisions.

➤ **Credit Audit/Loan Review Mechanism (LRM):**

Credit Audit/LRM is an effective tool for constantly evaluating the quality of loan book and to bring about qualitative improvements in credit administration

v) **Portfolio Management through analysis:**

It is also important to have in place a system for monitoring the overall composition and quality of various credit portfolios and investments. With this objective, to start with, the bank has introduced a simple portfolio-monitoring framework. Going forward the bank will be graduating to a more sophisticated Portfolio Management model. Rating Migration of accounts with Rs. 10 lacs and above is being done on half yearly and submitted to Board. Credit Risk Management Software (CRMS) is being implemented phase-wise. Bank is getting prepared for adopting Advanced Approaches.

vi) **Risk Measurement:**

At present Credit Risk is assessed through Risk rating at the individual level and through Risk Weighting of the assets at the portfolio level and capital is maintained based on Risk Weights. The Bank has migrated to the Standardized approach under the New Capital Adequacy Framework (Basel II), effective 31st March 2008.



vii) **Risk Reporting System:**

All credit related policies are cleared by the CRMC (which is the operational level committee for credit risk) before submission to the appropriate authorities for approval. Various Credit Related reporting's submitted to CRMC to enable proper monitoring.

viii) **Risk Review:**

Audit –Credit Risk Management Systems procedures and Tools are also subjected to internal audit for ensuring effectiveness.

ix) **Measures for follow up of Special Mention Accounts (SMA) / NPA Accounts**

The various means of monitoring / resolving NPAs undertaken by the Banks are listed below:

I. Before the account becoming NPA [Special Mention A/c (SMA)]:

- a. Close monitoring for compliance of sanction terms to maintain asset quality.
- b. Reminders are sent promptly whenever irregularities are observed.
- c. Overdues are recovered quickly to ensure that account does not slip to NPA category.
- d. Periodic inspection of the unit and charged assets along with analysis of financial data.
- e. To restructure the dues before accounts become NPAs. Remedial action includes enhancement of moratorium period, funding of interest, and deferment of installments.

II. After the account becoming NPA:

- a. Appropriation of liquid securities (TDR, shares, margin money etc.) and pledged goods, to reduce outstanding.
- b. Disposal of other securities, with the co-operation of borrowers.
- c. Compromise and settlement of dues through negotiation.
- d. Re-calling the advance.
- e. Filing suit in Court– Execution of decree.
- f. After all the chances of recovery of dues are exhausted, account is written off of the balance dues.



B. PT Bank of India Indonesia Tbk (Subsidiary):

PT Bank of India Indonesia Tbk has established a Risk Management Committee (RMC) and the Risk Management Unit (RMU) which is independent of the Operational Unit and the Internal Audit Unit ("Internal Audit") in the hope of overall risk management can be integrated, targeted, coordinated and sustainable. Furthermore, to monitor the effectiveness of implementation of tasks RMC and RMU, the Bank established a Risk Monitoring Committee which is directly responsible to the Board of Commissioners.

The Bank has managed 8 (eight) types of risk according to Bank of Indonesia which are credit risk, liquidity risk, market risk, operational risk, compliance risk, legal risk, reputation risk and strategic risk. Banks also create risk profiles which can broadly map the activity that has risks as well as potential risks that disrupt the Bank business continuity. Assessment of risk type is a combination of the risks inherent in any functional activity (inherent risk) and risk control systems.

The Bank is selective in approving new credits and maintains higher loan provisions than that required by the Regulator. In collateral based lending, hair cut is applied to the value of collateral. The Risk Manager of the bank reports to the Director Compliance. Risk Management Unit (RMU) supervises/ has oversight of the credit approval process.

C. Bank of India (Tanzania) Ltd, Bank of India (New Zealand) Ltd, Bank of India (Uganda) Ltd, and Bank of India (Botswana) Ltd:

Monthly interest application has become a useful tool to tackle potential delinquencies or defaults in standard accounts. To retain the asset quality, the Bank has adopted the following policy, Branches should promptly act and:

- Recover the overdues or at least the critical amount through active follow up with borrowers;
- Put the accounts under holding on operations in case of temporary cash flow mismatches;
- Reschedule the repayment terms as per expected cash flows;
- Restructure the dues in keeping with the expected cash flows and gaps in cash flows, if any as per guidelines given in the restructuring policy.
- Any one or more of the above actions are taken by the Bank before the account becomes NPA.



ii. **Quantitative Disclosures:**

a. **The total gross credit exposures is:**

(In INR Million)

Category	Amount
Fund Based	40,47,750.00
Non Fund Based*	5,17,490.00

*Excluding Credit Equivalent of Derivatives

b. **The geographic distribution of exposure is:**

(In INR Million)

	Domestic	Overseas
Fund Based	33,18,670.00	7,29,080.00
Non Fund Based	4,73,740.00	43,750.00

c. **Industry type distribution of exposure (Fund Based & Non Fund Based) is as under:**

(In INR Million)

Industry Name	O/S Fund Based	O/S NFB
Coal	1,010.47	0.00
Mining	56,618.50	0.00
Iron & Steel	93,862.24	3,344.83
Other Metal & Metal Products	42,566.47	11,882.51
All Engineering	16,444.75	9,104.40
Of which Electronics	2,024.19	1,888.80
Electricity	0.00	0.00
Cotton Textiles	37,059.31	5,694.01
Jute Textiles	1,044.99	363.56
Other Textiles	41,081.63	4,770.14
Food Processing	37,384.57	12,694.76
Of which Vegetable Oil & Vanaspati	7,116.79	5,451.91
Of Which Sugar	13,350.06	729.90
Of Which Other Food Processing	16,527.78	6,497.92
Of Which Tea	7.94	15.03
Tobacco & Tobacco Products	5,401.34	204.07
Paper & Paper Products	11,482.79	571.39
Rubber & Rubber Products	18,350.39	3,538.72
Chemical, Dyes, Paints etc.	58,578.98	14,508.02
Of which Fertilizers	14,173.90	2,335.93
Of which Petro-chemicals	11,134.63	3,281.82
Of which Drugs & Pharmaceuticals	18,171.63	4,491.20
Of which others		



Industry Name	O/S Fund Based	O/S NFB
Cement	13,400.51	708.32
Leather & Leather Products	3,939.82	610.13
Gems & Jewelry	46,597.37	825.30
Construction	55,791.60	21,499.59
Petroleum	20,919.88	21,193.96
Automobiles including Trucks	20,175.18	3,112.09
Computer Software	0.00	0.00
Infrastructure	4,79,987.48	91,491.32
Of which Power	3,29,646.70	50,166.78
Of which Telecommunications	1,178.78	1,177.44
Of which Roads & Ports	99,322.13	22,111.09
Other Industries	50,497.17	18,046.29
Residuary Other Advances (to balance with Gross Adv.)	27,39,900.14	3,12,196.02
Total	38,52,095.55	5,36,359.42
➤ Exposure to Infra Sector at 12.46% exceeds 5% of total fund based advances		
➤ Exposure to Infra Sector at 17.06% exceeds 5% of total non-fund based outstanding.		

d. The residual contractual maturity break down of assets is:

(In INR Million)

	Advances	Investments	F. C. Assets
Day 1	82,187.92	2,52,050.85	324.21
2 to 7 days	73,364.93	30,012.39	25,892.56
8 to 14 days	82,523.77	20,831.94	11,416.96
15 to 30 days	80,916.86	24,952.34	24,519.65
31 Days & upto 2 months	1,62,599.20	25,399.49	70,400.31
> 2 months & upto 3 months	1,39,756.28	26,243.24	99,166.29
>3 months & upto 6 months	2,43,034.57	60,375.28	70,652.41
Over 6 months & upto 1 year	2,25,987.65	85,325.37	29,240.39
Over 1 year & upto 3 years	10,04,195.09	2,75,190.30	7,620.33
Over 3 years & upto 5 years	2,63,016.91	1,85,033.88	428.52
Over 5 years	11,59,960.71	3,97,874.01	26,517.57
Total	35,17,543.89	13,83,289.10	3,66,179.20

e. The Gross NPAs are:

(In INR Million)

Category	
Sub Standard	110363.74
Doubtful – 1	115173.88
Doubtful – 2	218913.10
Doubtful – 3	80952.14
Loss	91106.97



Total

616509.82

f. The amount of Net NPAs is Rs. 2,82,528.45 Mn.

g. The NPA ratios are as under:

- Gross NPAs to Gross Advances (Solo) :16.36%
- Net NPAs to Net Advances (Solo) : 6.91%

h. The movement of Gross NPA is as under:

(In INR Million)

i) Opening balance at the beginning of the year	6,24,111.79
ii) Additions during the year	1,04,984.14
iii) Reductions during the year	1,12,586.11
iv) Closing balance at the end of the year (i+ii-iii)	6,16,509.82

i. The movement of provision for NPAs is as under:

(In INR Million)

i) Opening balance at the beginning of the year	3,18,940.10
ii) Provisions made during the year	67,946.00
iii) Write-off/write-back of excess provisions	52,895.30
iv) Closing balance at the end of the year (i+ii-iii)	3,33,990.80

j. The amount of Non-Performing Investment is Rs. 25196.30 Mn.

k. The amount of provision held for Non-Performing Investment is Rs. 22041.40 Mn.

l. The movement of provisions for depreciation on investments is as under:

(In INR Million)

i) Opening balance at the beginning of the year	38792.63
ii) Provisions made during the year	3783.88
iii) Write-off/write-back of excess provisions	315.00
iv) Exchange Difference	-
v) Closing balance at the end of the year (i+ii-iii+iv)	42261.51



m. NPA and Provisions maintained by Major Industry or Counterparty type for Bank of India [Solo]:

(In INR Million)

Industry Name	NPA	Prov.
Coal	362.40	228.40
Mining	16,992.30	6,929.00
Iron & Steel	46,620.60	13,937.90
Other Metal & Metal Products	14,132.20	9,987.60
All Engineering	6,007.10	3,587.90
Of which Electronics	886.40	613.50
Electricity	0.00	0.00
Cotton Textiles	11,828.30	7,638.50
Jute Textiles	736.90	504.90
Other Textiles	12,884.00	6,811.20
Food Processing	13,344.20	8,338.80
Of which Vegetable Oil & Vanaspati	4,413.40	4,264.60
Of Which Sugar	658.20	310.90
Of Which Other Food Processing	8,272.60	3,763.30
Of Which Tea	0.00	0.00
Tobacco & Tobacco Products	1,749.00	545.10
Paper & Paper Products	6,098.20	1,518.30
Rubber & Rubber Products	1,802.40	509.60
Chemical, Dyes, Paints etc.	18,515.20	7,784.10
Of which Fertilisers	2,339.00	352.80
Of which Petro-chemicals	2,610.60	1,674.00
Of which Drugs & Pharmaceuticals	4,915.90	3,357.40
Of which Others	8,649.70	2,399.90
Cement	2,528.30	1,550.40
Leather & Leather Products	489.00	190.40
Gems & Jewellery	14,370.90	8,583.20
Construction	5,645.40	980.90
Petroleum	3,661.40	3,044.40
Automobiles including Trucks	11,438.20	6,326.40
Computer Software	0.00	0.00
Infrastructure	1,08,834.80	56,805.20
Of which Power	69,130.00	31,790.80
Of which Telecommunications	1,085.40	562.70
Of which Roads & Ports	29,242.70	17,326.40
Other Industries	9,376.70	7,125.30
Residuary Other Advances (to balance with Gross Adv.)	3,18,241.77	1,88,188.61
Total	6,17,168.97	3,34,604.31

n. Geography wise NPA and Provision [for Bank of India Solo]:

(In INR Million)

	Domestic	Overseas	Total
Gross NPA	503377.20	112229.20	615606.40
Provision for NPA	260650.30	73070.20	333720.50






Table DF-4

Credit Risk: Disclosures For Portfolios Subject To The Standardised Approach

i. Qualitative Disclosure:

a) *For portfolios under the standardized approach:*

- *Names of Credit Rating agencies used, plus reasons for any changes*
- *Types of exposure for which each agency is used; and*
- *A description of the process used to transfer public issue ratings on to comparable assets in the banking book;*

1.0 BANK OF INDIA:

- a. The Bank has approved using the general rating of the following credit rating agencies for risk weighting under the standardized approach for CRAR calculations CRISIL, ICRA, INDIA RATINGS, BRICKWORK, SMERA, and CARE for domestic claims and S&P FITCH and Moody's for claims on non-resident corporates, foreign banks and foreign sovereigns. SME ratings are not being used, as they are not approved by RBI.
- b. The ratings of all these agencies are being used for all exposures subjected to rating for risk weighting purposes under the standardized approach for CRAR calculations under Basel-II.
- c. The process used to transfer public issue ratings on to comparable assets in the banking book is as per regulatory requirements of RBI. The public ratings published by the rating agencies on their website are used for this purpose. Only, ratings which are in force as per monthly bulletin of the concerned rating agency and which have been reviewed at least once during the previous 15 months are used.
- d. For all the exposures on a particular counterparty, bank uses the rating of only one agency, even though these exposures are rated by more than one with exception being where each of the exposures is rated by only one of the approved rating agencies.
- e. To be eligible for risk-weighting purposes, it is ensured that the external credit assessment takes into account and reflects the entire amount of credit risk exposure the bank has with regard to all payments owed to it. Even while extending an issuer or an issue specific rating to any other exposure on the same counterparty it is extended to the entire amount of credit risk exposure i.e., both principal and interest. External assessments for one entity within a corporate group is not used to risk weight other entities within the same group.



- f. For assets that have contractual maturity less than or equal to one year, short term ratings are used while for other assets, long term ratings are used. For Cash Credit exposures long term ratings are taken.
- g. Where an issuer has a long-term exposure with an external long term rating that warrants a risk weight of 150%, all unrated claims on the same counterparty whether short-term or long-term, also receive a 150% risk weight, except in cases where credit risk mitigation techniques are used for such claims. Similar is the case with short-term rating.
- h. The long-term ratings assigned by the approved rating agencies are directly mapped to the risk weights under the Standardized Approach for long-term exposures. On the contrary, the unrated short-term claim on counter-party attracts a risk weight of at least one level higher than the risk weight applicable to the rated short-term claim on that counter-party. Issue-specific short-term ratings are used to derive risk weights for claims arising from the rated facility against banks and a corporate's short-term rating is not used to support a risk weight for an unrated long-term claim.
- i. If there are two ratings accorded by eligible credit rating agencies, which map into different risk weights, the higher risk weight is applied. If there are three or more ratings accorded by eligible credit rating agencies with different risk weights, the ratings corresponding to the two lowest risk weights are referred to and the higher of those two risk weights are applied, i.e., the second lowest risk weight.
- j. The RW of the investment claim is based on specific rating by a chosen credit rating agency, where the claim is not an investment in a specific assessed issue:
 - i. The rating applicable to the specific debt (where the rating maps into a risk weight lower than that which applies to an unrated claim) is applied to the bank's un-assessed claim only if this claim ranks pari passu or senior to the specific rated debt in all respects and the maturity of the un-assessed claim is not later than the maturity of the rated claim, except where the rated claim is a short term obligation.
 - ii. If either the issuer or single issue has been assigned a rating which maps into a risk weight equal to or higher than that which applies to unrated claims, an unrated claim on the same counterparty, is assigned the same risk weight as is applicable to the rated exposure, if this claim ranks pari passu or junior to the rated exposure in all respects.

2.0 PT Bank of India Indonesia Tbk (Subsidiary):

As per prevailing norms in the Country credit rating is not required to be



done by any external credit rating agency.

3.0 Bank of India (Tanzania) Ltd, Bank of India (Uganda) Ltd) and Bank of India (Botswana) Ltd.:

As per prevailing norms in the Country credit rating is not required to be done by any external credit rating agency. There is no credit rating agency operating/working in the Country.

4.0 Bank of India (New Zealand) Ltd. (Subsidiary):

Credit risk is disclosed through General Disclosure Statement on quarterly basis as per the requirements.

ii. Quantitative Disclosures

(Rs in Mn)

For exposure amounts after risk mitigation subject to the standardized approach, amount of a bank's outstanding (rated and unrated) in the following three major risk buckets as well as those that are deducted;	
The total credit exposure of BOI (subject to standardized approach), are classified under major risk buckets are as under: -	
Below 100 % risk weight:	52,20,924.73
100 % risk weight:	10,93,923.34
More than 100 % risk weight:	4,18,668.48



Faint, illegible text at the top of the page, possibly a header or introductory paragraph.

Second block of faint, illegible text, appearing to be a continuation of the document's content.

Third block of faint, illegible text, possibly containing a list or detailed notes.

Fourth block of faint, illegible text, continuing the main body of the document.

Fifth block of faint, illegible text, likely the concluding part of the page.

Table DF-5 Credit Risk Mitigation
Disclosures For Standardised Approaches

i. Qualitative Disclosures

(a) *The general qualitative disclosure requirement with respect to credit risk mitigation including:*

- ***Policies and processes for, and an indication of the extent to which the bank makes use of, on- and off-balance sheet netting;***
- ***Policies and processes for collateral valuation and management;***
- ***A description of the main types of collateral taken by the bank;***
- ***The main types of guarantor counterparty and their credit worthiness; and***
- ***Information about (market or credit) risk concentrations within the mitigation taken***

A. Bank of India:

1. Credit Risk Mitigation is a proactive management tool designed to protect entity's earnings from loss both in good and bad times. Banks employ various methods and techniques to reduce the impact of the credit risks they are exposed to in their daily operations. Such a process is termed as credit risk mitigation and some of the credit risk mitigation techniques are permitted to be used by the supervisor for reducing the capital charge after adjustment for value, currency mismatch and maturity mismatch. The Credit Risk Mitigants (CRM) recognized under the New Capital Adequacy Framework (Basel II) are as follows:

- Collateralized transactions
- On-balance-sheet-netting
- Guarantees

2. Eligible Financial Collateral:

All collaterals are not recognized as credit risk mitigants under the Standardized Approach. The following are the financial collaterals recognized.

- i. Cash and Deposits including deposits in foreign currency.
- ii. Gold: benchmarked to 99.99% purity.
- iii. Securities issued by Central and State Governments
- iv. Kisan Vikas Patra and National Savings Certificates
- v. Life insurance policies
- vi. Debt securities -Rated subject to conditions.



- vii. Debt securities not rated issued by banks subject to conditions
- viii. Units of mutual funds subject to conditions
- ix. There are certain additional standards for availing capital relief for collateralized transactions, which have direct bearing on the management of collaterals, and these aspects are taken into account during Collateral Management.

3. On-balance-sheet-netting:

On-balance sheet netting is confined to loans/advances (treated as exposure) and deposits (treated as collateral), where Bank has legally enforceable netting arrangements, involving specific lien with proof of documentation and which are managed on a net basis.

4. Guarantees:

Where guarantees are direct, explicit, irrevocable and unconditional, bank takes account of such credit protection in calculating capital requirements. The range of eligible guarantors/ counter guarantors includes:

- i. Sovereigns, sovereign entities (including BIS, IMF, European Central Bank and European Community as well as certain specified MDBs, ECGC and CGTSME), banks and primary dealers with a lower risk weight than the counterparty;
 - ii. Other entities rated AA or better.
- 5.** The Bank has a well-defined Collateral Management policy, which provides the controlling framework to ensure collateral is used optimally. This is a key component in mitigating the credit risks inherent in lending. The Bank accepts both tangible and intangible securities. Tangible Securities are either in physical form or such other material form like cash margin, Deposits with Banks, Gold or such other precious metals, Shares NSC/KVP/Life Insurance Policies. The intangible securities are –Bank Guarantees / Letters of Credit, book debts, Letter of Comfort, Letter of Negative Lien, Unregistered Charge etc. The common ways for obtaining security for moneys lent are Mortgage, Pledge, Hypothecation and lien The assets created out of the bank's credit exposure are as a general rule charged to the bank by way of first charge on pari-passu basis.

Guarantees are normally insisted upon whenever available/permissible. The main type guarantors are:

- i. Central/State Government and Central Government sponsored agencies like DICGC, CGTMSE, and ECGC.



- ii. Promoters/Major owners of corporates.
- iii. Individual Guarantees of relatives in case of individuals

6. The various aspects of collateral management are:

Minimum conditions for the acceptance of collateral: For collateral to be valid and enforceable the bank ensures that the assets accepted as collateral are marketable, legally enforceable and can be taken control of if necessary. It is also ensured that the market value of the asset is readily determinable or can be reasonably established and verified. For internal control purposes, the bank has a list of types of assets acceptable as collateral and the maximum loan to value ratio for each of these assets taken as primary security. The bank also takes into account statutory restriction while taking collaterals.

a) Validity of collateral:

i) Enforceability:

Bank ensures that credit documentation supporting the collateral, is legally enforceable in all relevant jurisdictions and empowers the Bank to apply the collateral freely to discharge the borrower's obligations.

ii) Title and ownership:

Bank always verifies the existence and ownership of the assets being received as collateral before acceptance and ensures that there is no prior claim by any other party on the said collateral. Bank secures its control of the collateral prior to the drawdown of credit facilities. Information on collaterals is provided to Top Management periodically to facilitate management of credit risk. Charges on collaterals are promptly registered with the relevant authorities wherever applicable.

b) Loan-to-value ratios:

Bank has specified the maximum loan-to-value ratio (margin) for major types of asset to be accepted as primary security. Such ratios are commensurate with the relative risk of the assets and should be able to provide an adequate buffer against potential losses in realizing the collateral.

c) Valuation:

Bank has a Board approved policy in place for valuation of properties accepted for bank's exposures, where Basis of valuation, Qualification of Valuer and Frequency of revaluation are laid down for compliance across the bank.



d) Safe Keeping Of Collateral And Control To Their Access:

Authority and responsibility has been delegated to relevant individuals and departments for approving the acceptance, monitoring or safe custody of collaterals.

e) Additional / Replacement of Collateral:

Procedures for requesting additional collateral are clearly documented

f) Insurance:

All eligible collaterals except those specially exempted are covered by insurance for relevant risks and detailed guidelines for the same are in place.

g) Sale of Collateral:

The Bank has clear and robust procedure for the timely liquidation of collateral.

B. PT Bank of India Indonesia Tbk:

PT Bank of India Indonesia Tbk has policy and processes for collateral valuation, based on Bank of Indonesia Regulation and national discretions for mortgage loan. Independent appraisal of the collateral is made if the sanction limit of the loan is above Rs. 2.79 Crores. Liquidation value is calculated based on type of collateral. Collateral value is reviewed every year. The main type of collateral taken is Land & Buildings. Generally personal or third party guarantee is not taken. Sectoral caps in lending are in place to take care of concentrations. The Bank has no major risk concentrations of collaterals or credit risk mitigants.

C. Bank of India (Tanzania) Ltd and Bank of India (New Zealand) Ltd:

The collaterals are obtained in the form of Bank's own Term Deposit receipts, Legal Mortgage over Immovable properties, Hypothecation charge over movable assets of the company, Pledge of shares etc.

As per regulatory requirements maximum exposure limits on single borrower/group are as detailed under

Collateral position	limit (as % of core capital)
1) Secured by collateral the value of which is at least	
a) 125% of the credit accommodation secured by it (fully secured)	25
b) Secured by collateral the value of which is less than 125% Of the credit accommodation secured by it (partly secured)	10
c) Unsecured	5



D. Bank of India (Uganda) Ltd.:

The collaterals are obtained in the form of Bank's own term deposit receipts, Legal mortgage over immovable properties, Hypothecation charge over movable assets of the company, pledge of shares etc.

As per regulatory requirements maximum exposure limits on single borrower/ group as per detailed under:

Collateral position	limit (as % of core capital)
1) Secured by collateral the value of which is at least	Single borrower exposure limit is 25% of the Capital and can be extended to 50% of core Capital.
a) 125% of the credit accommodation secured by it (fully secured)	
b) Secured by collateral the value of which is less than 125% Of the credit accommodation secured by it (partly secured)	
c) Unsecured	

E. Bank of India (Botswana) Ltd.:

The collaterals are obtained in the form of Bank's own Term Deposit receipts, Legal Mortgage over Immovable properties, Hypothecation charge over movable assets of the company, Pledge of shares etc.

As per regulatory requirements maximum exposure limits on single borrower/group are as detailed under:

Collateral position	Limit (as % of unimpaired capital)
1) Secured by collateral, the value of which is at least	
a) 125% of the credit accommodation secured by it (fully secured)	30
b) Secured by collateral the value of which is less than 125% Of the credit accommodation secured by it (partly secured)	30
c) Unsecured	30

ii. Quantitative Disclosures:-

(In INR Million)

(a) For each separately disclosed credit risk portfolio the total exposure (after, where applicable, on – or off balance sheet netting) that is covered by eligible financial collateral: after the application of haircuts.	2,75,121.38
--	-------------



(b) For each separately disclosed portfolio the total exposure (after, where applicable, on – or off balance sheet netting) that is covered by guarantees/credit derivatives (whenever specifically permitted by RBI).	3,65,354.03
--	-------------



Table DF - 6

Securitisations Exposures :- Disclosure for Standardised Approach

i. Qualitative Disclosures:-

On consolidated level the Bank has no Securitization Exposure as on 30.09.2018

ii. Quantitative Disclosures :-

Not Applicable.



Table DF - 7
Market Risk in Trading Book

i. Qualitative Disclosures

- a. *The general qualitative disclosure requirement for market risk including the portfolios covered by the standardized approach.***

A. Bank of India:

In Trading book the Bank holds "Held for Trading"(HFT) and "Available for Sale" (AFS) portfolios of investments. The rest of the assets—i.e. Investments under Held to Maturity (HTM) portfolio and advances—are treated as Banking Book. Given below is brief description of the Market Risk Management objectives and policies.

i. Strategies and Processes:

Under Market Risk Management Liquidity Risk, Interest Rate Risk, Foreign Exchange Risk, and Equity Price risk are monitored. Bank is not currently trading in commodities.

a. Liquidity Risk:

Gap analysis is followed for monitoring Liquidity risk on a fortnightly basis. Prudential limit-for percentage of cumulative gap to cumulative outflow-based on Reserve Bank of India guidelines for the short-term buckets up-to 28 days is monitored. Besides, prudential limits are in place for market borrowing— Daily and average call borrowing—Inter Bank Liabilities, Purchased funds etc.

High value bulk deposits are monitored on a weekly basis. Short-term dynamic liquidity statement is prepared on a fortnightly basis to assess the liquidity position, which takes in to account the business growth. A contingency funding plan is in place to meet the emergencies. The plan is tested on a quarterly basis. Stress Testing is also done on a quarterly basis to assess possible loss to Bank if there is any liquidity crisis and if funds are to be raised from the market to meet the contingencies.

b. Interest Rate Risk:

Gap analysis is used to assess the impact on the Net Interest Income of the bank for the next 12 months and till the next financial year. The Bank also uses duration gap analysis. Prudential limits have been fixed for duration of liabilities. Bank's investments portfolio is monitored on basis of duration analysis.



VaR methodology is followed for dated securities under SLR and Non-SLR(Domestic) Prudential limits for VaR have been fixed and daily monitoring is being done and reported to Top Management. Foreign investments in dated securities are normally hedged and the interest rate risk is minimal. VaR limits are also fixed for Foreign Exchange position.

Stress Testing is done to assess the impact on Economic Value of Equity by infusing a shock of change in market rate by 200 basis points.

c. **Foreign Exchange Risk:**

The Bank has fixed Aggregate Gap Limit in USD as well as in other currencies, Maximum Aggregate daylight and overnight exposure limits for foreign exchange exposure in various currencies. We have also fixed period-wise Individual Currency-wise Gap Limits. Stop loss limits, take profit limit and single deal limits are in place for monitoring the forex operations of the dealers.

Derivative transactions are monitored by fixing prudential limit for net open position and a cap for PV01 on the outstanding derivatives.

d. **Equity Price Risk:**

The bank's domestic investment policy has fixed stop loss limits for equity dealers. Daily Limits to Treasury, Maximum Investment Limit, Holding Period for Equity Portfolio (Trading). Daily reporting is done to Top Management on the transactions.

e. **Structure and Organization of Market Risk Management function:**

Risk Management is a Board driven function supported by three levels-.Risk Management Committee of the Board for overseeing and issuing directions, wherever necessary/approving Risk Management Policies etc. ,Asset Liability Management Committee(ALCO) who consider policy issues and with ALM Cell providing support at the ground level. Asset Liability Management Committees are operational at foreign centers also. Market Risk Management Committee (MRMC) is a basic level committee for discussion on policies, limits, exceeding etc.

ii. **Scope and nature of risk reporting and/ or measurement systems:**

In respect of domestic business the guide lines stipulated by RBI for managing Market Risk is followed such as-Preparation of Interest Rate Sensitivity statement on a monthly basis-Duration analysis of investments in the Trading



book on a daily basis—VaR calculation of trading book investments on a daily basis excepting the equity portfolio—conducting stress test for liquidity risk/market risk on a quarterly basis.—Duration analysis of global balance sheet and impact on the Economic Value of Equity on a monthly basis. Interest Rate sensitivity is reviewed on a monthly basis by ALCO.

Various prudential measures have been put in respect to market borrowing and lending in conformity with RBI guidelines for monitoring liquidity risk. Structural Liquidity statement is prepared on daily basis and Short Term Dynamic Liquidity statement on a fortnightly basis and reported to Top Management / ALCO. Structural liquidity of international operations is being done on a quarterly basis at the corporate level.

The results of the Quarterly study on Stress-Testing and Impact on Economic Value of Equity is reported to ALCO. Trading book position—Duration and VaR is reported daily to Top Management.

iii. Policies for Hedging and / or Mitigating Risk:

Detailed policies are operational for Asset Liability Management and Market Risk Management, which deal in detail the various strategies and processes for monitoring Market Risk.

iv. PT Bank of India Indonesia Tbk (Subsidiary):

In accordance with Regulation of Bank Indonesia regarding Minimum Capital Adequacy Requirement for Commercial Bank, Bank is not included in the mandatory category for measuring the market risk in the calculation of the value of capital adequacy ratio (CAR). This is due to Bank is a foreign exchange Bank with financial instrument position in the form of securities and/or derivative transaction in the form of a Trading Book with amount below IDR 20 billion (USD 1.7 Million approximately).

B. Bank of India (Tanzania) Ltd. (Subsidiary), Bank of India (New Zealand) Ltd. (Subsidiary), Bank of India (Uganda) Ltd. & Bank of India (Botswana) Ltd.

- a. The general qualitative disclosure requirement for market risk including the portfolios covered by the standardized approach.



- i. **Market risk:** Market risk arises from open positions in interest rate, currency and equity products. The board sets limits and reviews it at regular interval on the risk that may be accepted. Further the exposure is monitored on daily basis.
- ii. **Liquidity risk:** The bank is exposed to daily calls on its available cash resources from overnight deposits, current accounts, maturing deposits, loans drawn and guarantees, from margin and other calls on cash settlement. The board has set limit based on their experience of the minimum proportion of maturing funds available to meet such calls and on the minimum level of inter-bank and other borrowing facility that should be in place to cover withdrawals at unexpected levels of demand.
- iii. **Interest rate risk:** The bank is exposed to various risks associated with the effect of fluctuation in the prevailing levels of market interest rates on its financial position and cash flow. The bank has the discretion to change the rates on deposits, loans and advances in line with changes in market trend. These measures minimize the bank's exposure to interest rate risk.
- iv. **Currency risk:** The bank is exposed to the risk that the value of a financial instrument will fluctuate due to changes in foreign exchange rate. The bank is involved in foreign currency market only to the extent of buying and selling to the extent of required currency. The bank is not involved in foreign currency forward contracts and thus the risk is limited.

ii. Quantitative Disclosure :-

(In INR Million)

The capital requirements for	
Interest rate risk	10415.43
Foreign exchange risk (including gold)	298.14
Equity risk	6324.36
# Capital requirement is calculated at Minimum Regulatory Requirement @ 9% of RWA.	



Table DF – 8
Operational Risk

Qualitative Disclosures

In addition to the general qualitative disclosure requirement, the approach(es) for operational risk capital assessment for which the bank qualifies.

A. BANK OF INDIA

The Bank adopts best practices in Risk Management. The Bank assesses and identifies operational risks inherent in all the material products, processes and systems under different Business Lines on an ongoing basis. All new products, activities and systems are being first routed through the New Product Group Committee and then through Committee on Operational Risk Management (CORM) or Credit Risk Management Committee (CRMC), as applicable. All policies related to Risk Management are approved by the Board only after clearance by the Risk Management Committee of the Board (R Com). The Chief Risk Officer implements the directives of R.Com and oversees day-to-day Operational Risk Management functions.

Risk Management function works in close coordination with the committee of Business Operational Risk Managers (BORM) and Operational Risk Management Specialists (ORMS). The committee of BORM and ORMS assists the Operational Risk Management Division in undertaking the Risk and Control Self-Assessments (RCSA), reporting Operational Risk Losses and tracking Key Risk Indicators (KRIs) on a periodical basis.

Risk reporting in the form of Loss Data Analysis is done on half yearly basis to assess the high-risk prone product and business lines and mitigation measures are adopted. Branch levels KRIs and Bank Level KRIs are tracked on a quarterly basis. RCSA exercise is undertaken for all the Bank's products and processes on an annual basis.

Operational Risk Capital Charge is calculated through Basic Indicator Approach. At present, the Bank is in the process of moving towards Standardised Measurement Approaches for computation of Operational Risk Capital Charge. The Bank has already got parallel run approval for migration to The Standardised Approach (TSA) for calculation of Operational Risk Capital Charge.



B. PT Bank of India Indonesia Tbk (Subsidiary)

Bank adopts best practices in operational risk management, like segregation of duties, trainings, clear laid down procedures etc.

In managing operational risk, each unit is responsible for the risks in its daily operations by referring to policies and procedures, control and routine supervision. Managing operational risks also include areas related to product development, system, human resources and "know your customer" principles to prevent unavoidable circumstances.

To minimize the operational risk, the bank has increased the control function in the transaction processing which conducted among others by implementing the procedures to ensure timely completion of the transaction, adjustment the accounting method to the applied standards, maintain records in orderly, secure access to the asset and data. Function of the Internal Audit Unit who conducts regular checks to the operational activities is also adding value to the improvement needed. Bank use Basic Indicator Approach in Risk Weighted Assets (ATMR) calculation for Operational Risk.

Bank also has Internal Control unit which has job to ensure all business unit comply to bank procedure and local government regulation as well.

C. Bank of India (Tanzania) Ltd. (Subsidiary), Bank of India (New Zealand) Ltd. (Subsidiary), Bank of India (Uganda) Ltd. & Bank of India (Botswana) Ltd.

Operational risk is the risk of direct or indirect loss arising from a variety of causes associated with the bank's processes, personnel, technology and infrastructure, and from external factors other than credit, market, liquidity risks such as those arising from legal and regulatory requirements and generally accepted standards of corporate behavior. Operational risk arises from all the bank's activities.

The bank's objective is to manage the operational risk so as to balance the avoidance of financial losses and damage to the bank's reputation with overall cost effectiveness and to avoid control procedures that restrict initiate and creativity.


The primary responsibility for the development and implementation of controls to address operational risk is assigned to the senior management at each branch level. The responsibility is supported by the development of overall standards for management of operational risks in the following areas:

- Requirements for appropriate segregation of duties, including the independent authorization of transactions;
- Requirements for the reconciliation and monitoring of transactions;



- **Compliance with regulatory and other legal requirements;**
- **Documentation of controls and procedures;**
- **Requirements for the periodic assessment of operational risks faced, and the adequacy of controls and procedures to address the risks identified;**
- **Requirements for the reporting of operational losses and proposed remedial action;**
- **Development of contingency plans;**
- **Training and professional development;**
- **Ethical and business standards;**
- **Risk mitigation, including insurance where this is effective**





7

Table DF-9

Interest Rate Risk In The Banking Book (IRRBB)

i. Qualitative Disclosures

The general qualitative disclosure requirement, including the nature of IRRBB and key assumptions, including assumptions regarding loan prepayments and behavior of non-maturity deposits, and frequency of IRRBB measurement.

A. Bank Of India

Interest Rate Risk in banking book is calculated generally on a quarterly basis. Banking book includes all advances and investments held in Held to Maturity (HTM) portfolio.

The strategies & processes /structure & organization / scope and nature of risk reporting/ policies etc. are the same as reported under Table DF –7.

The methodology and key assumptions made in the IRRBB measurement are as follows:

- Based on monthly information from data centre on the residual maturity of the advances and the deposits covering around 100% of bank's business, Interest Rate Sensitivity statement is prepared with various time buckets, having regard to the rate sensitivity as well as residual maturity of different assets and liabilities.
- The duration for each asset and liability is arrived at taking the midpoint of each time bucket as the maturity date and the average yield as coupon and taking the market rate for discounting purpose. For investments, the actual duration is taken, as data is available with full particulars. In respect of investments, the AFS and HFT portfolios are excluded for this exercise as the focus is on IRR in the Banking Book.
- Using the above, Modified duration of liabilities and assets for each bucket is calculated and the impact on their value for a change in interest rate by 1% is reckoned. By adding up, the net position is arrived at to determine as to whether there will be a positive increase in the value or otherwise.

Assumptions:

- i. The interest rate moves uniformly across all time buckets and for all assets.
- ii. In respect of demand deposits – savings and current – the same are distributed as per their behavioral analysis as suggested by RBI.
- iii. Generally the bank follows RBI guidelines on stress testing while calculating



the IRRBB including selection of coupon rate / discount rate / taking midpoint of each time bucket as the maturity date etc.

- iv. Re-pricing of Base Rate/BPLR linked advances has been taken in the 3 to 6 months bucket.
- v. Re-pricing of MCLR linked advances has been taken as per the MCLR tenor they are linked to.

B. PT Bank of India Indonesia Tbk, Bank of India (Tanzania) Ltd, Bank of India (New Zealand) Ltd and Bank of India Uganda Ltd (Subsidiaries)

The bank is exposed to various risks associated with the effect of fluctuation in the prevailing levels of market interest rates on its financial position and cash flow. The bank has the discretion to change the rates on deposits, loans and advances in line with changes in market trend. These measures minimize the bank's exposure to interest rate risk.

ii. Quantitative Disclosures

The increase (decline) in earnings and economic value (or relevant measure used by management) for upward and downward rate shocks according to management's method for measuring IRRBB, broken down by currency (where the turnover is more than 5 per cent of the total turnover).

Interest Rate Risk In Banking Book (BOI Solo)

(In INR

Million)

	Total	Of which in USD (where turnover is more than 5% of total turnover)
1. Earnings At Risk (NII)		
At 0.50% change for 1 year	1565.96	234.32
2. Economic Value of Equity at Risk		
200 basis point shock	-5375.31	20546.45
Drop in equity value in %age terms	-3.21%	10.97%



Table –DF 10

General Disclosure For Exposures Related To Counterparty Credit Risk

i. Qualitative Disclosure

The bank uses derivatives products for hedging its own balance sheet items as well as for trading purposes. The risk management of derivative operation is headed by a senior executive, who reports to top management, independent of the line functions. Trading positions are marked to market on daily basis.

The derivative policy is framed by the Risk Management Department, which includes measurement of credit risk and market risk.

The hedge transactions are undertaken for balance sheet management. Proper system for reporting and monitoring of risks is in place. Policy for hedging and processes for monitoring the same is in place.

Accounting policy for recording hedge and non-hedge transactions are in place, which includes recognition of income, premiums and discounts. Valuation of outstanding contracts, provisioning, collateral and risk mitigation are being done.

Credit equivalent or EAD has been computed in accordance with the Current exposure methodology (CEM). Potential exposure is computed by multiplying Credit conversion factor with Notional principal. Replacement cost is the positive market value. Current exposure is the same as the replacement cost. Credit equivalent or EAD is the sum of potential exposure and current exposure.

ii. Quantitative Disclosure

- a.** Gross positive fair value of contracts, netting benefits, netted current credit exposure, collateral held (including type, e.g. cash, government securities, etc.), and net derivatives credit exposure. Also report measures for exposure at default, or exposure amount, under CEM. The notional value of credit derivative hedges, and the distribution of current credit exposure by types of credit exposure.
- b.** Credit derivative transactions that create exposures to CCR (notional value), segregated between use for the institution's own credit portfolio, as well as in its intermediation activities, including the distribution of the credit



derivatives products used, broken down further by protection bought and sold within each product group

(In INR Million)

Counter Party Credit Risk (CCR)	
Notional Principal Amount	7,47,746.43
Potential Exposure	13,901.25
Replacement Cost	6,721.08
Current Exposure	6,721.08
Credit Equivalent or EAD	20,622.34
RWA	8,255.62
Capital Charge	660.45

(In INR Million)

Item	Notional Amount	Current Credit Exposure	Credit equivalent
Currency Option	-	-	-
Cross CCY Interest Rate Swaps	3,985.69	65.17	144.88
Forward rate agreements	5,83,440.77	6,596.25	18,816.40
Interest rate future	-	-	-
Credit default swaps	-	-	-
Single CCY interest Rate Swaps	1,60,319.98	59.66	1,661.05
Total	7,47,746.43	6,721.08	20,622.34



Table DF -11
Composition of Capital

	Basel III common disclosure template to be used during the transaction of regulatory adjustments (i.e. from April 1,2013 to December 31,2017)	Amount (In INR Mn.)
	Common Equity Tier 1 Capital : Instruments and Reserves)	
1	Directly issued qualifying common share capital plus related stock surplus (share premium)	237,422.47
2	Retained earnings	(159,702.37)
3	Accumulated other comprehensive income (and other reserves)	248,143.56
4	Directly issued capital subject to phase out from CET1 (only applicable to non-joint stock companies)	
	Public sector capital injections grandfathered until January 1, 2018	
5	Common share capital issued by subsidiaries and held by third parties (amount allowed in group CET1)	1,646.09
6	Common Equity Tier1 capital before regulatory adjustments	327,509.75
	Common Equity Tier 1 capital: regulatory adjustments	
7	Prudential valuation adjustments	
8	Goodwill (net of related tax liability)	
9	Intangibles other than mortgage-servicing rights (net of related tax liability)	-
10	Deferred tax assets	70,900.53
11	Cash-flow hedge reserve	
12	Shortfall of provisions to expected losses	
13	Securitisation gain on sale	
14	Gains and losses due to changes in own credit risk on fair valued liabilities	
15	Defined-benefit pension fund net assets	
16	Investments in own shares (if not already netted off paid-in capital on reported balance sheet)	
17	Reciprocal cross-holdings in common equity	614.94
18	Investments in the capital of banking, financial and insurance entities that are outside the scope of regulatory consolidation, net of eligible short positions, where the bank does not own more than 10% of the issued share capital (amount above 10% threshold)	
19	Significant investments in the common stock of banking, financial and insurance entities that are outside the scope of regulatory consolidation, net of eligible short positions (amount above 10% threshold) ³	
20	Mortgage servicing rights ⁴ (amount above 10% threshold)	
21	Deferred tax assets arising from temporary differences ⁵	
22	(amount above 10% threshold, net of related tax liability)	
23	Amount exceeding the 15% threshold ⁶	



24	of which: significant investments in the common stock of financial entities	
25	of which: deferred tax assets arising from temporary differences	
26	National specific regulatory adjustments 7 (26a+26b+26c+26d)	
26a	<i>of which: Investments in the equity capital of the unconsolidated insurance subsidiaries</i>	0.00
26b	of which: investments in the equity capital of unconsolidated non-financial subsidiaries ⁸	0
26c	of which: Shortfall in the equity capital of majority owned financial entities which have not been consolidated with the bank ⁹	0
26d	<i>of which: Unamortized pension funds expenditures Regulatory Adjustments Applied to Common Equity Tier 1 in respect of Amounts Subject to Pre-Basel III Treatment</i>	
	<i>of which: [INSERT TYPE OF ADJUSTMENT]</i>	
	For example: filtering out of unrealized losses on AFS debt securities (not relevant in Indian context)	
	<i>of which: [INSERT TYPE OF ADJUSTMENT]</i>	
	<i>of which: [INSERT TYPE OF ADJUSTMENT]</i>	
27	Regulatory adjustments applied to Common Equity Tier 1 due to insufficient Additional Tier 1 and Tier 2 to cover deductions	
28	Total regulatory adjustments to Common equity Tier 1	71,515.47
29	Common Equity Tier 1 capital (CET1)	255,994.28
	Additional Tier 1 capital: instruments	
30	Directly issued qualifying Additional Tier 1 instruments plus related stock surplus (31+32)	
31	of which: classified as equity under applicable accounting standards (Perpetual Non-Cumulative Preference Shares)	
32	of which: classified as liabilities under applicable accounting standards (Perpetual debt Instruments)	
33	<i>Directly issued capital instruments subject to phase out from Additional Tier 1</i>	4,100.00
34	Additional Tier 1 instruments (and CET1 instruments not included in row 5) issued by subsidiaries and held by third parties (amount allowed in group AT1)	
35	<i>of which: instruments issued by subsidiaries subject to phase out</i>	
36	Additional Tier 1 capital before regulatory adjustments	4,100.00
	Additional Tier 1 capital: regulatory adjustments	
37	Investments in own Additional Tier 1 instruments	
38	Reciprocal cross-holdings in Additional Tier 1 instruments	50.00
39	Investments in the capital of banking, financial and insurance entities that are outside the scope of regulatory consolidation, net of eligible short positions, where the bank does not own more than 10% of the issued common share capital of the entity (amount above 10% threshold)	0.00



40	Significant investments in the capital of banking, financial and insurance entities that are outside the scope of regulatory consolidation (net of eligible short positions) ¹⁰	
41	National specific regulatory adjustments (41a+41b)	
41a	Investments in the Additional Tier 1 capital of unconsolidated insurance subsidiaries	
41b	Shortfall in the Additional Tier 1 capital of majority owned financial entities which have not been consolidated with the bank	
	Regulatory Adjustments Applied to Additional Tier 1 in respect of Amounts Subject to Pre-Basel III Treatment	
	<i>of which:</i> [INSERT TYPE OF ADJUSTMENT e.g. DTAs]	
	<i>of which:</i> [INSERT TYPE OF ADJUSTMENT e.g. existing adjustments which are deducted from Tier 1 at 50%]	
	<i>of which:</i> [INSERT TYPE OF ADJUSTMENT]	
42	Regulatory adjustments applied to Additional Tier 1 due to insufficient Tier 2 to cover deductions	
43	Total regulatory adjustments to Additional Tier 1 capital	50.00
44	Additional Tier 1 capital (AT1)	4,050.00
44a	Additional Tier 1 capital reckoned for capital adequacy ¹¹	4,050.00
45	Tier 1 capital (T1 = CET1 + AT1) (29 + 44a)	260,044.28
	Tier 2 capital: instruments and provisions	
46	Directly issued qualifying Tier 2 instruments plus related stock surplus	68,000.00
47	Directly issued capital instruments subject to phase out from Tier 2	14,000.00
48	Tier 2 instruments (and CET1 and AT1 instruments not included in rows 5 or 34) issued by subsidiaries and held by third parties (amount allowed in group Tier 2)	
49	<i>of which: instruments issued by subsidiaries subject to phase out</i>	
50	Provisions ¹²	18,390.09
51	Tier 2 capital before regulatory adjustments	100,390.09
	Tier 2 capital: regulatory adjustments	
52	Investments in own Tier 2 instruments	
53	Reciprocal cross-holdings in Tier 2 instruments	44.87
54	Investments in the capital of banking, financial and insurance entities that are outside the scope of regulatory consolidation, net of eligible short positions, where the bank does not own more than 10% of the issued common share capital of the entity (amount above the 10% threshold)	
55	Significant investments ¹³ in the capital banking, financial and insurance entities that are outside the scope of regulatory consolidation (net of eligible short positions)	0.00
56	National specific regulatory adjustments (56a+56b)	
56a	<i>of which:</i> Investments in the Tier 2 capital of unconsolidated subsidiaries	



56b	<i>of which:</i> Shortfall in the Tier 2 capital of majority owned financial entities which have not been consolidated with the bank	
	Regulatory Adjustments Applied To Tier 2 in respect of Amounts Subject to Pre-Basel III Treatment	
	<i>of which:</i> [INSERT TYPE OF ADJUSTMENT e.g. existing adjustments which are deducted from Tier 2 at 50%]	
	<i>of which:</i> [INSERT TYPE OF ADJUSTMENT]	
57	Total regulatory adjustments to Tier 2 capital	44.87
58	Tier 2 capital (T2)	100,345.22
58a	Tier 2 capital reckoned for capital adequacy	100,345.22
58b	Excess Additional Tier 1 capital reckoned as Tier 2 capital	0
58c	Total Tier 2 capital admissible for capital adequacy (58a+58b)	100,345.22
59	Total capital (TC = T1 + T2) (45 + 58c)	360,389.50
	Risk Weighted Assets in respect of Amounts Subject to Pre Basel III Treatment	
	<i>of which:</i> [INSERT TYPE OF ADJUSTMENT]	
	<i>of which:</i> ...	
60	Total risk weighted assets (60a + 60b + 60c)	3,104,130.62
60a	<i>of which: total credit risk weighted assets</i>	2,589,216.45
60b	<i>of which: total market risk weighted assets</i>	212,974.25
60c	<i>of which: total operational risk weighted assets</i>	301,939.92
	Capital ratios	
61	Common Equity Tier 1 (as a percentage of risk weighted assets)	8.25%
62	Tier 1 (as a percentage of risk weighted assets)	8.38%
63	Total capital (as a percentage of risk weighted assets)	11.61%
64	Institution specific buffer requirement (minimum CET1 requirement plus capital conservation and countercyclical buffer requirements, expressed as a percentage of risk weighted assets)	
65	<i>of which: capital conservation buffer requirement</i>	
66	<i>of which: bank specific countercyclical buffer requirement</i>	
67	<i>of which: G-SIB buffer requirement</i>	
68	Common Equity Tier 1 available to meet buffers (as a percentage of risk weighted assets)	
	National minima (if different from Basel III)	
69	National Common Equity Tier 1 minimum ratio (if different from Basel III minimum)	7.375%
70	National Tier 1 minimum ratio (if different from Basel III minimum)	8.875%
71	National total capital minimum ratio (if different from Basel III minimum)	10.875%
	Amounts below the thresholds for deduction (before risk weighting)	



72	Non-significant investments in the capital of other financial entities	
73	Significant investments in the common stock of financial entities	
74	Mortgage servicing rights (net of related tax liability)	
75	Deferred tax assets arising from temporary differences (net of related tax liability)	
	Applicable caps on the inclusion of provisions in Tier 2	
76	Provisions eligible for inclusion in Tier 2 in respect of exposures subject to standardised approach (prior to application of cap)	18,390.09
77	Cap on inclusion of provisions in Tier 2 under standardised approach	32,365.25
78	Provisions eligible for inclusion in Tier 2 in respect of exposures subject to internal ratings-based approach (prior to application of cap)	
79	Cap for inclusion of provisions in Tier 2 under internal ratings-based approach	
	Capital instruments subject to phase-out arrangements (only applicable between March 31, 2017 and March 31, 2022)	
80	<i>Current cap on CET1 instruments subject to phase out arrangements</i>	
81	<i>Amount excluded from CET1 due to cap (excess over cap after redemptions and maturities)</i>	
82	<i>Current cap on AT1 instruments subject to phase out arrangements</i>	
83	<i>Amount excluded from AT1 due to cap (excess over cap after redemptions and maturities)</i>	
84	<i>Current cap on T2 instruments subject to phase out arrangements</i>	14,000.00
85	<i>Amount excluded from T2 due to cap (excess over cap after redemptions and maturities)</i>	0.00



		(In INR Million)
	Common Equity Tier 1 Capital : Instruments and Reserves)	
1	Directly issued qualifying common share capital plus related stock surplus (share premium)	237264.93
2	Retained earnings	-149712.14
3	Accumulated other comprehensive income (and other reserves)	244,102.74
4	Directly issued capital subject to phase out from CET1 (only applicable to non-joint stock companies)	
	Public sector capital injections grandfathered until January 1, 2018	
5	Common share capital issued by subsidiaries and held by third parties (amount allowed in group CET1)	1591.47
6	Common Equity Tier1 capital before regulatory adjustments	333247.00
	Common Equity Tier 1 capital: regulatory adjustments	
7	Prudential valuation adjustments	
8	Goodwill (net of related tax liability)	
9	Intangibles other than mortgage-servicing rights (net of related tax liability)	-
10	Deferred tax assets	58878.11
11	Cash-flow hedge reserve	
12	Shortfall of provisions to expected losses	
13	Securitisation gain on sale	
14	Gains and losses due to changes in own credit risk on fair valued liabilities	
15	Defined-benefit pension fund net assets	
16	Investments in own shares (if not already netted off paid-in capital on reported balance sheet)	
17	Reciprocal cross-holdings in common equity	627.21
18	Investments in the capital of banking, financial and insurance entities that are outside the scope of regulatory consolidation, net of eligible short positions, where the bank does not own more than 10% of the issued share capital (amount above 10% threshold)	
19	Significant investments in the common stock of banking, financial and insurance entities that are outside the scope of regulatory consolidation, net of eligible short positions (amount above 10% threshold) ³	
20	Mortgage servicing rights ⁴ (amount above 10% threshold)	



21	Deferred tax assets arising from temporary differences ⁵	
22	(amount above 10% threshold, net of related tax liability)	
23	Amount exceeding the 15% threshold ⁶	
24	of which: significant investments in the common stock of financial entities	
25	of which: deferred tax assets arising from temporary differences	
26	National specific regulatory adjustments ⁷ (26a+26b+26c+26d)	
26a	<i>of which: Investments in the equity capital of the unconsolidated insurance subsidiaries</i>	100.00
26b	of which: Investments in the equity capital of unconsolidated non-financial subsidiaries ⁸	0
26c	of which: Shortfall in the equity capital of majority owned financial entities which have not been consolidated with the bank ⁹	0
26d	<i>of which: Unamortised pension funds expenditures Regulatory Adjustments Applied to Common Equity Tier 1 in respect of Amounts Subject to Pre-Basel III Treatment</i>	
	<i>of which: [INSERT TYPE OF ADJUSTMENT]</i>	
	For example: filtering out of unrealised losses on AFS debt securities (not relevant in Indian context)	
	<i>of which: [INSERT TYPE OF ADJUSTMENT]</i>	
	<i>of which: [INSERT TYPE OF ADJUSTMENT]</i>	
27	Regulatory adjustments applied to Common Equity Tier 1 due to insufficient Additional Tier 1 and Tier 2 to cover deductions	
28	Total regulatory adjustments to Common equity Tier 1	59605.32
29	Common Equity Tier 1 capital (CET1)	273641.68
	Additional Tier 1 capital: instruments	
30	Directly issued qualifying Additional Tier 1 instruments plus related stock surplus (31+32)	59100.00
31	of which: classified as equity under applicable accounting standards (Perpetual Non-Cumulative Preference Shares)	
32	of which: classified as liabilities under applicable accounting standards (Perpetual debt Instruments)	
33	<i>Directly issued capital instruments subject to phase out from Additional Tier 1</i>	0.00
34	Additional Tier 1 instruments (and CET1 instruments not included in row 5) issued by subsidiaries and held by third parties (amount allowed in group AT1)	



35	<i>of which: instruments issued by subsidiaries subject to phase out</i>	
36	Additional Tier 1 capital before regulatory adjustments	59100.00
	Additional Tier 1 capital: regulatory adjustments	
37	Investments in own Additional Tier 1 instruments	
38	Reciprocal cross-holdings in Additional Tier 1 instruments	50.00
39	Investments in the capital of banking, financial and insurance entities that are outside the scope of regulatory consolidation, net of eligible short positions, where the bank does not own more than 10% of the issued common share capital of the entity (amount above 10% threshold)	0.00
40	Significant investments in the capital of banking, financial and insurance entities that are outside the scope of regulatory consolidation (net of eligible short positions) ¹⁰	
41	National specific regulatory adjustments (41a+41b)	
41a	Investments in the Additional Tier 1 capital of unconsolidated insurance subsidiaries	
41b	Shortfall in the Additional Tier 1 capital of majority owned financial entities which have not been consolidated with the bank	
	Regulatory Adjustments Applied to Additional Tier 1 in respect of Amounts Subject to Pre-Basel III Treatment	
	<i>of which: [INSERT TYPE OF ADJUSTMENT e.g. DTAs]</i>	
	<i>of which: [INSERT TYPE OF ADJUSTMENT e.g. existing adjustments which are deducted from Tier 1 at 50%]</i>	
	<i>of which: [INSERT TYPE OF ADJUSTMENT]</i>	
42	Regulatory adjustments applied to Additional Tier 1 due to insufficient Tier 2 to cover deductions	
43	Total regulatory adjustments to Additional Tier 1 capital	50.00
44	Additional Tier 1 capital (AT1)	59050.00
44a	Additional Tier 1 capital reckoned for capital adequacy ¹¹	59050.00
45	Tier 1 capital (T1 = CET1 + AT1) (29 + 44a)	332691.68
	Tier 2 capital: instruments and provisions	
46	Directly issued qualifying Tier 2 instruments plus related stock surplus	70000.00
47	Directly issued capital instruments subject to phase out from Tier 2	14000.00



48	Tier 2 instruments (and CET1 and AT1 instruments not included in rows 5 or 34) issued by subsidiaries and held by third parties (amount allowed in group Tier 2)	
49	<i>of which: instruments issued by subsidiaries subject to phase out</i>	
50	Provisions ¹²	18,042.32
51	Tier 2 capital before regulatory adjustments	102042.32
	Tier 2 capital: regulatory adjustments	
52	Investments in own Tier 2 instruments	
53	Reciprocal cross-holdings in Tier 2 instruments	47.45
54	Investments in the capital of banking, financial and insurance entities that are outside the scope of regulatory consolidation, net of eligible short positions, where the bank does not own more than 10% of the issued common share capital of the entity (amount above the 10% threshold)	
55	Significant investments ¹³ in the capital banking, financial and insurance entities that are outside the scope of regulatory consolidation (net of eligible short positions)	0.00
56	National specific regulatory adjustments (56a+56b)	
56a	<i>of which: Investments in the Tier 2 capital of unconsolidated subsidiaries</i>	
56b	<i>of which: Shortfall in the Tier 2 capital of majority owned financial entities which have not been consolidated with the bank</i>	
	Regulatory Adjustments Applied To Tier 2 in respect of Amounts Subject to Pre-Basel III Treatment	
	<i>of which: [INSERT TYPE OF ADJUSTMENT e.g. existing adjustments which are deducted from Tier 2 at 50%]</i>	
	<i>of which: [INSERT TYPE OF ADJUSTMENT</i>	
57	Total regulatory adjustments to Tier 2 capital	47.45
58	Tier 2 capital (T2)	101994.87
58a	Tier 2 capital reckoned for capital adequacy ¹⁴	101994.87
58b	Excess Additional Tier 1 capital reckoned as Tier 2 capital	0
58c	Total Tier 2 capital admissible for capital adequacy (58a+58b)	101994.87
59	Total capital (TC = T1 + T2) (45 + 58c)	434686.55
	Risk Weighted Assets in respect of Amounts Subject to Pre Basel III Treatment	
	<i>of which: [INSERT TYPE OF ADJUSTMENT]</i>	
	<i>of which: ...</i>	
60	Total risk weighted assets (60a + 60b + 60c)	3210680




60a	<i>of which: total credit risk weighted assets</i>	
60b	<i>of which: total market risk weighted assets</i>	
60c	<i>of which: total operational risk weighted assets</i>	
	Capital ratios	
61	Common Equity Tier 1 (as a percentage of risk weighted assets)	8.52%
62	Tier 1 (as a percentage of risk weighted assets)	10.36%
63	Total capital (as a percentage of risk weighted assets)	13.54%
64	Institution specific buffer requirement (minimum CET1 requirement plus capital conservation and countercyclical buffer requirements, expressed as a percentage of risk weighted assets)	
65	<i>of which: capital conservation buffer requirement</i>	
66	<i>of which: bank specific countercyclical buffer requirement</i>	
67	<i>of which: G-SIB buffer requirement</i>	
68	Common Equity Tier 1 available to meet buffers (as a percentage of risk weighted assets)	
	National minima (if different from Basel III)	
69	National Common Equity Tier 1 minimum ratio (if different from Basel III minimum)	7.375%
70	National Tier 1 minimum ratio (if different from Basel III minimum)	8.875%
71	National total capital minimum ratio (if different from Basel III minimum)	10.875%
	Amounts below the thresholds for deduction (before risk weighting)	
72	Non-significant investments in the capital of other financial entities	
73	Significant investments in the common stock of financial entities	
74	Mortgage servicing rights (net of related tax liability)	
75	Deferred tax assets arising from temporary differences (net of related tax liability)	
	Applicable caps on the inclusion of provisions in Tier 2	
76	Provisions eligible for inclusion in Tier 2 in respect of exposures subject to standardized approach (prior to application of cap)	18042.32
77	Cap on inclusion of provisions in Tier 2 under standardized approach	
78	Provisions eligible for inclusion in Tier 2 in respect of exposures subject to internal ratings-based approach (prior to application of cap)	
79	Cap for inclusion of provisions in Tier 2 under internal ratings-based approach	



	Capital instruments subject to phase-out arrangements (only applicable between March 31, 2017 and March 31, 2022)	
80	<i>Current cap on CET1 instruments subject to phase out arrangements</i>	
81	<i>Amount excluded from CET1 due to cap (excess over cap after redemptions and maturities)</i>	
82	<i>Current cap on AT1 instruments subject to phase out arrangements</i>	0.00
83	<i>Amount excluded from AT1 due to cap (excess over cap after redemptions and maturities)</i>	0.00
84	<i>Current cap on T2 instruments subject to phase out arrangements</i>	14000.00
85	<i>Amount excluded from T2 due to cap (excess over cap after redemptions and maturities)</i>	0.00





9

Table DF-12
Composition of Capital - Reconciliation Requirements

Step - 1

(In INR Million)

		Balance sheet as in financial statements (30.09.2018)	Balance sheet under regulatory scope of consolidation (30.09.2018)
A	Capital and Liabilities		
i	Paid-up Capital	17,437.17	17,437.17
	Reserves & Surplus	346,889.78	346,105.96
	Minority Interest	1,646.09	1,646.09
	Total Capital	365,973.04	365,189.22
ii	Deposits	5,141,536.02	5,141,615.64
	<i>of which:</i> Deposits from banks	475,154.20	475,154.20
	<i>of which:</i> Customer deposits	4,666,381.82	4,666,461.44
	<i>of which:</i> Other deposits (pl. specify)	-	-
iii	Borrowings	420,251.18	420,251.18
	<i>of which:</i> From RBI	130,740.00	130,740.00
	<i>of which:</i> From banks	40,563.47	40,563.47
	<i>of which:</i> From other institutions & agencies	11,876.11	11,876.11
	<i>of which:</i> Others (pl. specify)	121,821.60	121,821.60
	<i>of which:</i> Capital instruments	115,250.00	115,250.00
iv	Other liabilities & provisions	189,242.15	168,016.64
	Total	6,117,002.39	6,095,072.68
B	Assets		
i	Cash and balances with Reserve Bank of India	284,937.17	284,808.68
	Balance with banks and money at call and short notice	673,989.53	674,009.02
ii	Investments:	1,366,995.92	1,346,386.44
	<i>of which:</i> Government securities	1,174,155.06	1,164,798.76
	<i>of which :</i> Other approved securities	1,450.80	-
	<i>of which:</i> Shares	14,719.78	10,496.13
	<i>of which:</i> Debentures & Bonds	78,168.62	75,819.49
	<i>of which:</i> Subsidiaries / Joint Ventures / Associates	16,163.96	16,913.96
	<i>of which:</i> Others (Commercial Papers, Mutual Funds etc.)	82,337.71	78,358.09
iii	Loans and advances	3,422,807.39	3,422,781.67



	of which: Loans and advances to banks	123,363.90	123,363.90
	of which: Loans and advances to customers	3,299,443.49	3,299,417.78
iv	Fixed assets	86,376.16	86,327.17
v	Other assets	281,896.21	280,759.70
	of which: Goodwill and intangible assets	-	-
	of which: Deferred tax assets	103,590.01	103,590.01
vi	Goodwill on consolidation	-	-
vii	Debit balance in Profit & Loss account	-	-
	Total Assets	6,117,002.39	6,095,072.68

Step – 2

(In INR Million)

		Balance sheet as in financial statements (30.09.2018)	Balance sheet under regulatory scope of consolidation (30.09.2018)
A	Capital & Liabilities		
i	Paid-up Capital	17,437.17	17,437.17
	of which: Amount eligible for CET1	17,437.17	17,437.17
	of which: Amount eligible for AT1	-	-
	Reserves & Surplus	346,889.78	346,105.96
	Minority Interest	1,646.09	1,646.09
	Total Capital	365,973.04	365,189.22
ii	Deposits	5,141,536.02	5,141,615.64
	of which: Deposits from banks	475,154.20	475,154.20
	of which: Customer deposits	4,666,381.82	4,666,461.44
	of which: Other deposits (pl. specify)	-	-
iii	Borrowings	420,251.18	420,251.18
	of which: From RBI	130,740.00	130,740.00
	of which: From banks	40,563.47	40,563.47
	of which: From other institutions & agencies	11,876.11	11,876.11
	of which: Others (pl. specify)	121,821.60	121,821.60
	of which: Capital instruments	115,250.00	115,250.00
iv	Other liabilities & provisions	189,242.15	168,016.64
	of which: DTLs related to goodwill	0.00	0.00
	of which: DTLs related to intangible assets	0.00	0.00
	Total	6,117,002.39	6,095,072.68
B	Assets		



i	Cash and balances with Reserve Bank of India	284937.17	284808.68
	Balance with banks and money at call and short notice	673989.53	674009.02
ii	Investments	1366995.92	1346386.44
	<i>of which: Government securities</i>	1174155.06	1164798.76
	<i>of which: Other approved securities</i>	1450.80	0.00
	<i>of which: Shares</i>	14719.78	10496.13
	<i>of which: Debentures & Bonds</i>	78168.62	75819.49
	<i>of which: Subsidiaries / Joint Ventures / Associates</i>	16163.96	16913.96
	<i>of which: Others (Commercial Papers, Mutual Funds etc.)</i>	82337.71	78358.09
iii	Loans and advances	3422807.39	3422781.67
	<i>of which: Loans and advances to banks</i>	123363.90	123363.90
	<i>of which: Loans and advances to customers</i>	3299443.49	3299417.78
iv	Fixed assets	86376.16	86327.17
v	Other assets	281896.21	280759.70
	<i>of which: Goodwill and intangible assets</i>		
	<i>Out of which:</i>		
	Goodwill		
	(Other intangibles (excluding MSRs))		
	Deferred tax assets	103590.01	103590.01
vi	Goodwill on consolidation		
vi	Debit balance in Profit & Loss account		
i	Total Assets	6117002.39	6095072.68



Step -3**(In INR Million)**

Common Equity Tier 1 capital: instruments and reserves			
		Component of regulatory capital reported by bank	Source based on reference numbers/ letters of the balance sheet under the regulatory scope of consolidation from step 2
1	Directly issued qualifying common share (and equivalent for non-joint stock companies) capital plus related stock surplus	237422.47	e
2	Retained earnings	-159702.37	
3	Accumulated other comprehensive income (and other reserves)	248,143.56	
4	Directly issued capital subject to phase out from CET1 (only applicable to non- joint stock companies)	0	
5	Common share capital issued by subsidiaries and held by third parties (amount allowed in group CET1)	1646.09	
6	Common Equity Tier 1 capital before regulatory adjustments	327509.75	
7	Prudential valuation adjustments		
8	Goodwill (net of related tax liability)		a-c



Table DF-13

Main Features of Regulatory Capital Instruments

1	Issuer	Bank of India	Bank of India	Bank of India
2	Unique identifier (e.g. CUSIP, ISIN or Bloomberg identifier for private placement)	INE084A09167	INE084A09191	INE084A09225
3	Governing law(s) of the instrument	Indian Laws	Indian Laws	Indian Laws
	<i>Regulatory treatment</i>			
4	Transitional Basel III rules	Additional Tier 1	Additional Tier 1	Additional Tier 1
5	Post-transitional Basel III rules	Additional Tier 1	Additional Tier 1	Additional Tier 1
6	Eligible at solo/group/ group & solo	Solo and Group	Solo and Group	Solo and Group
7	Instrument type	Perpetual Debt Instrument	Perpetual Debt Instrument	Perpetual Debt Instrument
8	Amount recognized in regulatory capital (Rs. in million, as of most recent reporting date)	1600	1300	1200
9	Par value of instrument (Rs. in million, as of most recent reporting date)	4,000	3,250	3,000
10	Accounting classification	Borrowing	Borrowing	Borrowing
11	Original date of issuance	10.02.2009	09.12.2009	09.09.2010
12	Perpetual or dated	Perpetual	Perpetual	Perpetual
13	Original maturity date	Perpetual	Perpetual	Perpetual
14	Issuer call subject to prior supervisory approval	Yes	Yes	Yes
15	Optional call date, contingent call dates and redemption amount	Call Option Date 10.02.2019 Redemption at Par	Call Option Date 09.12.2019 Redemption at Par	Call Option Date 09.09.2020 Redemption at Par
16	Subsequent call dates, if applicable	On Anniversary Date after 10.02.2019	after 09.12.2019	after 27.07.2017
	<i>Coupons / dividends</i>	Coupon	Coupon	Coupon
17	Fixed or floating dividend/coupon	Fixed	Fixed	Fixed

18	Coupon rate and any related index	Before Call 8.90% if call not exercised 9.40%	Before Call 9.00% if call not exercised 9.50%	Before Call 9.05% if call not exercised 9.55%
19	Existence of a dividend stopper	Yes	Yes	Yes
20	Fully discretionary, partially discretionary or mandatory	Partially Discretionary	Partially Discretionary	Partially Discretionary
21	Existence of step up or other incentive to redeem	Yes	Yes	Yes
22	Noncumulative or cumulative	Non Cumulative	Non Cumulative	Non Cumulative
23	Convertible or non-convertible	Non Convertible	Non Convertible	Non Convertible
24	If convertible, conversion trigger(s)	NA	NA	NA
25	If convertible, fully or partially	NA	NA	NA
26	If convertible, conversion rate	NA	NA	NA
27	If convertible, mandatory or optional conversion	NA	NA	NA
28	If convertible, specify instrument type convertible into	NA	NA	NA
29	If convertible, specify issuer of instrument it converts into	NA	NA	NA
30	Write-down feature	No	No	No
31	If write-down, write-down trigger(s)	NA	NA	NA
32	If write-down, full or partial	NA	NA	NA
33	If write-down, permanent or temporary	NA	NA	NA
34	If temporary write-down, description of write-up mechanism	NA	NA	NA
35	Position in subordination hierarchy in liquidation (specify instrument type immediately senior to instrument)	Perpetual Debt Instruments	Perpetual Debt Instruments	Perpetual Debt Instruments



36	Non-compliant transitioned features	Yes	Yes	Yes
37	If yes, specify non-compliant features	No Loss Absorption Feature	No Loss Absorption Feature	No Loss Absorption Feature

1	Issuer			Bank of India
2	Unique identifier (e.g. CUSIP, ISIN or Bloomberg identifier for private placement)			INE084A01016
3	Governing law(s) of the instrument			Indian Laws
	<i>Regulatory treatment</i>			
4	Transitional Basel III rules			Common Equity Tier 1
5	Post-transitional Basel III rules			Common Equity Tier 1
6	Eligible at solo/group/ group & solo			Solo and Group
7	Instrument type			Common Shares
8	Amount recognised in regulatory capital (Rs. in million, as of most recent reporting date)			17437.17
9	Par value of instrument (Rs. Mn)			NA
10	Accounting classification			Equity Share Capital
11	Original date of issuance			Various
12	Perpetual or dated			Perpetual
13	Original maturity date			NA
14	Issuer call subject to prior supervisory approval			No
15	Optional call date, contingent call dates and redemption amount			NA
16	Subsequent call dates, if applicable			NA
	<i>Coupons / dividends</i>			Dividend
17	Fixed or floating dividend/coupon			NA
18	Coupon rate and any related index			NA
19	Existence of a dividend stopper			NA
20	Fully discretionary, partially discretionary or mandatory			NA
21	Existence of step up or other incentive to redeem			No



22	Noncumulative or cumulative	Non-Cumulative
23	Convertible or non-convertible	NA
24	If convertible, conversion trigger(s)	NA
25	If convertible, fully or partially	NA
26	If convertible, conversion rate	NA
27	If convertible, mandatory or optional conversion	NA
28	If convertible, specify instrument type convertible into	NA
29	If convertible, specify issuer of instrument it converts into	NA
30	Write-down feature	NO
31	If write-down, write-down trigger(s)	NA
32	If write-down, full or partial	NA
33	If write-down, permanent or temporary	NA
34	If temporary write-down, description of write-up mechanism	NA
35	Position in subordination hierarchy in liquidation (specify instrument type immediately senior to instrument)	All other depositors and creditors of the Bank
36	Non-compliant transitioned features	No
37	If yes, specify non-compliant features	NA



1	Issuer	Bank of India	Bank of India	Bank of India	Bank of India	Bank of India
2	Unique identifier (e.g. CUSIP, ISIN or Bloomberg identifier for private placement)	INE084A09159	INE084A09175	INE084A09183	INE084A09209	INE084A09217
3	Governing law(s) of the instrument	Indian Laws	Indian Laws	Indian Laws	Indian Laws	Indian Laws
	Regulatory treatment					
4	Transitional Basel III rules	Tier 2	Tier 2	Tier 2	Tier 2	Tier 2
5	Post-transitional Basel III rules	Tier 2	Tier 2	Tier 2	Tier 2	Tier 2
6	Eligible at solo/group/ group & solo	Solo and Group	Solo and Group	Solo and Group	Solo and Group	Solo and Group
7	Instrument type	Upper Tier 2 Capital Instruments	Upper Tier 2 Capital Instruments	Upper Tier 2 Capital Instruments	Upper Tier 2 Capital Instruments	Upper Tier 2 Capital Instruments
8	Amount recognised in regulatory capital (Rs. in million, as of most recent reporting date)	2,000	2,000	2,000	4,000	4,000
9	Par value of instrument (Rs. Mn)	5,000	5,000	5,000	10,000	10,000
10	Accounting classification	Borrowings	Borrowings	Borrowings	Borrowings	Borrowings
11	Original date of issuance	16/10/2008	28/07/2009	28/08/2009	20/01/2010	11/06/2010
12	Perpetual or dated	Dated	Dated	Dated	Dated	Dated
13	Original maturity date	16/10/2023	28/07/2024	28/08/2024	20/01/2025	11/06/2025
14	Issuer call subject to prior supervisory approval	Yes	Yes	Yes	Yes	Yes
15	Optional call date, contingent call dates and redemption amount	16/10/2018	28/07/2019	28/08/2019	20/01/2020	11/06/2020
16	Subsequent call dates, if applicable	NA	NA	NA	NA	NA
	Coupons / dividends	Coupon	Coupon	Coupon	Coupon	Coupon



17	Fixed or floating dividend/coupon	Fixed	Fixed	Fixed	Fixed	Fixed
18	Coupon rate and any related index	11.15%	8.45%	8.50%	8.54%	8.48%
19	Existence of a dividend stopper	Yes	Yes	Yes	Yes	No
20	Fully discretionary, partially discretionary or mandatory	Mandatory	Mandatory	Mandatory	Mandatory	Mandatory
21	Existence of step up or other incentive to redeem	Yes	Yes	Yes	Yes	Yes
22	Noncumulative or cumulative	Cumulative	Cumulative	Cumulative	Cumulative	Cumulative
23	Convertible or non-convertible	Nonconvertible	Nonconvertible	Nonconvertible	Nonconvertible	Nonconvertible
24	If convertible, conversion trigger(s)	NA	NA	NA	NA	NA
25	If convertible, fully or partially	NA	NA	NA	NA	NA
26	If convertible, conversion rate	NA	NA	NA	NA	NA
27	If convertible, mandatory or optional conversion	NA	NA	NA	NA	NA
28	If convertible, specify instrument type convertible into	NA	NA	NA	NA	NA
29	If convertible, specify issuer of instrument it converts into	NA	NA	NA	NA	NA
30	Write-down feature	No	No	No	No	No
31	If write-down, write-down trigger(s)	NA	NA	NA	NA	NA
32	If write-down, full or partial	NA	NA	NA	NA	NA
33	If write-down, permanent or temporary	NA	NA	NA	NA	NA
34	If temporary write-down, description of write-up mechanism	NA	NA	NA	NA	NA



35	Position in subordination hierarchy in liquidation (specify instrument type immediately senior to instrument)	All other depositors and creditors of the Bank	All other depositors and creditors of the Bank	All other depositors and creditors of the Bank	All other depositors and creditors of the Bank	All other depositors and creditors of the Bank
36	Non-compliant transitioned features	Yes	Yes	Yes	Yes	Yes
37	If yes, specify non-compliant features	No Loss Absorption Feature	No Loss Absorption Feature	No Loss Absorption Feature	No Loss Absorption Feature	Loss Absorption Feature

1	Issuer	Bank of India	Bank of India	Bank of India	Bank of India	Bank of India
2	Unique identifier (e.g. CUSIP, ISIN or Bloomberg identifier for private placement)	INE084A08037	INE084A08045	INE084A08060	INE 084A08094	INE 084A08110
3	Governing law(s) of the instrument	Indian Laws	Indian Laws	Indian Laws	Indian Laws	Indian Laws
	<i>Regulatory treatment</i>					
4	Transitional Basel III rules	Tier 2	Tier 2	Tier 2	Tier 2	Tier 2
5	Post-transitional Basel III rules	Eligible	Eligible	Eligible	Eligible	Eligible
6	Eligible at solo/group/group & solo	Solo and Group	Solo and Group	Solo and Group	Solo and Group	Solo and Group
7	Instrument type	Tier 2 Debt Instruments	Tier 2 Debt Instruments	Tier 2 Debt Instruments	Tier 2 Debt Instruments	Tier 2 Debt Instruments
8	Amount recognised in regulatory capital (Rs. in million, as of most recent reporting date)	8,000	5,000	30,000	15,000	10,000
9	Par value of instrument	10,000	5,000	30,000	15,000	10,000



	(Rs. Mn)						
10	Accounting classification	Borrowings	Borrowings	Borrowings	Borrowings	Borrowings	Borrowings
11	Original date of issuance	25/09/2013	30/09/2013	31/12/2015	07/07/2016	27/03/2017	
12	Perpetual or dated	Dated	Dated	Dated	Dated	Dated	
13	Original maturity date	25/09/2023	30/09/2023	31/12/2025	07/07/2026	27/03/2027	
14	Issuer call subject to prior supervisory approval	No	No	No	Yes	Yes	
15	Optional call date, contingent call dates and redemption amount	NA	NA	NA	07/07/2021	27/03/2022	
16	Subsequent call dates, if applicable	NA	NA	NA	On every anniversary date (i.e. 7 th July) till redemption, subject to RBI approval	On every anniversary date (i.e. 27 th March) till redemption, subject to RBI approval	
	Coupons / dividends	Coupon	Coupon	Coupon	Coupon	Coupon	
17	Fixed or floating dividend/coupon	Fixed	Fixed	Fixed	Fixed	Fixed	
18	Coupon rate and any related index	9.80%	9.80%	8.52%	8.57%	8.00%	
19	Existence of a dividend stopper	Yes	Yes	Yes	Yes	Yes	
20	Fully discretionary, partially discretionary or mandatory	Fully Discretionary	Fully Discretionary	Fully Discretionary	Fully Discretionary	Fully Discretionary	
21	Existence of step up or other incentive to redeem	No	No	No	No	No	
22	Noncumulative or cumulative	Non-Cumulative	Non-Cumulative	Non-Convertible	Non-cumulative	Non-cumulative	
23	Convertible or non-convertible	Non-convertible	Non-convertible	Non-convertible	Non-convertible	Non-convertible	



	convertible					
24	If convertible, conversion trigger(s)	NA	NA	NA	NA	NA
25	If convertible, fully or partially	NA	NA	NA	NA	NA
26	If convertible, conversion rate	NA	NA	NA	NA	NA
27	If convertible, mandatory or optional conversion	NA	NA	NA	NA	NA
28	If convertible, specify instrument type convertible into	NA	NA	NA	NA	NA
29	If convertible, specify issuer of instrument it converts into	NA	NA	NA	NA	NA
30	Write-down feature	Yes	Yes	Yes	No	No
31	If write-down, write-down trigger(s)	Decided by RBI	Decided by RBI	Decided by RBI	Decided by RBI	Decided by RBI
32	If write-down, full or partial	Decided by RBI	Decided by RBI	Decided by RBI	Decided by RBI	Decided by RBI
33	If write-down, permanent or temporary	Decided by RBI	Decided by RBI	Decided by RBI	Decided by RBI	Decided by RBI
34	If temporary write-down, description of write-up mechanism	NA	NA	NA	NA	NA
35	Position in subordination hierarchy in liquidation (specify instrument type immediately senior to instrument)	All other depositors and creditors of the Bank	All other depositors and creditors of the Bank	All other depositors and creditors of the Bank	All other depositors and creditors of the Bank	All other depositors and creditors of the Bank
36	Non-compliant transitioned	Complied	Complied	Complied	Complied	Complied





	features					
37	If yes, specify non-compliant features	-	-	-	-	-

Table DF - 14

Full terms and Condition of Regulatory Capital Instrument

- Disclosed separately under Regulatory Disclosure Section on our website.



Table DF.- 15

Disclosure Requirement for Remuneration

The remuneration of Board of Directors and Top executives are decided by the Government of India. In addition to that there is one performance linked Incentive Scheme for whole time directors. The scheme is formulated on the basis of Statement of Intent (SOI) which is signed by the Government of India.



Table DF -16

Equities Disclosure for Banking Books

(Amount in Rs. Mn)

Qualitative Disclosure	
1. The general qualitative disclosure requirement (Para 2.1 of this annex) with respect to equity risk, including:	
Differentiation between holdings on which capital gains are expected and those taken under other objectives including for relationship and strategic reasons; and	All equity investments made in Associates, Subsidiaries and RRBs are in HTM category. These are strategic in nature. Investments in equity made with an objective of capital gains are booked under AFS or HFT category and are subject to Marking to Market (MTM).
Discussion of important policies covering the valuation and accounting of equity holdings in the banking book. This includes the accounting techniques and valuation methodologies used, including key assumptions and practices affecting valuation as well as significant changes in these practices.	Investments are classified at the time of purchase into Held for trade (HFT), Available for Sale (AFS) and Held to Maturity (HTM) categories in line with the RBI master circular- Prudential Norms for classification, valuation and operation of investments portfolio by Banks. In accordance with the RBI guidelines, investments in equity of subsidiaries and joint ventures (a joint venture will be one where the Bank, along with its subsidiaries, holds more than 25 percent of the equity) are required to be classified under HTM category. For capital adequacy purpose, as per the RBI guidelines, equity securities held under HTM category are classified under banking book. As per the RBI guidelines, investments classified under HTM category need not be marked to market and are carried at acquisition cost. Any diminution, other than temporary,



		in the value of equity investments is provided for. Any loss on sale of investments in HTM category is recognised in the profit and loss statement. Any profit on sale of investments under HTM category is recognized in the profit and loss statement and is then appropriated to capital reserve, net of taxes and statutory reserve.
	Quantitative Disclosures	
1.	Value disclosed in the balance sheet of investments, as well as the fair value of those investments; for quoted securities, a comparison to publicly quoted share values where the share price is materially different from fair value	
	Book value of investment	11578.89
	Value as per Balance sheet	11560.23
2.	The types and nature of investments, including the amount that can be classified as:	
	• Publicly traded;	
	• Privately held	11560.23
3.	The cumulative realized gains (losses) arising from sales and liquidations in the reporting period.	
4.	Total unrealized gains (losses) ¹³	
5.	Total latent revaluation gains (losses) ¹⁴	
6.	Any amounts of the above included in Tier 1 and/or Tier 2 capital.	
7.	Capital requirements broken down by appropriate equity groupings, consistent with the bank's methodology, as well as the aggregate amounts and the type of equity investments subject to any supervisory transition or grandfathering provisions regarding regulatory capital requirements	N.A.



Table DF 17

Summary Comparison of Accounting Assets vs. Leverage Ratio Exposure
Measure: 30.09.2018 (Consolidated Position)

	Item	(Rs. in Million)
1	Total consolidated assets as per published financial statements	6,117,002.39
2	Adjustment for investments in banking, financial, insurance or commercial entities that are consolidated for accounting purposes but outside the scope of regulatory consolidation	(-) 750.00
3	Adjustment for fiduciary assets recognized on the balance sheet pursuant to the operative accounting framework but excluded from the leverage ratio exposure measure	-
4	Adjustments for derivative financial instruments	20,622.81
5	Adjustment for securities financing transactions (i.e. repos and similar secured lending)	
6	Adjustment for off-balance sheet items (i.e. conversion to credit equivalent amounts of off- balance sheet exposures)	422,833.49
7	Other adjustments	(-) 70,815.47
8	Leverage ratio exposure	6,488,893.22



Table DF-18

Leverage Ratio Common Disclosure Template

On-balance sheet exposures		
1	On-balance sheet items (excluding derivatives and SFTs, but including collateral)	6085567.00
2	(Asset amounts deducted in determining Basel III Tier 1 capital)	(-)59655.32
3	Total on-balance sheet exposures (excluding derivatives and SFTs) (sum of lines 1 and 2)	6025911.68
Derivative exposures		
4	Replacement cost associated with all <i>derivatives</i> transactions (i.e. net of eligible cash variation margin)	5272.86
5	Add-on amounts for PFE associated with <i>all</i> derivatives transactions	16467.98
6	Gross-up for derivatives collateral provided where deducted from the balance sheet assets pursuant to the operative accounting framework	
7	(Deductions of receivables assets for cash variation margin provided in derivatives transactions)	
8	(Exempted CCP leg of client-cleared trade exposures)	
9	Adjusted effective notional amount of written credit derivatives	
10	(Adjusted effective notional offsets and add-on deductions for written credit derivatives)	
11	Total derivative exposures (sum of lines 4 to 10)	21740.84
Securities financing transaction exposures		
12	Gross SFT assets (with no recognition of netting), after adjusting for sale accounting transactions	60000.00
13	(Netted amounts of cash payables and cash receivables of gross SFT assets)	--
14	CCR exposure for SFT assets	6276.40
15	Agent transaction exposures	
16	Total securities financing transaction exposures (sum of lines 12 to 15)	66276.40
Other off-balance sheet exposures		
17	Off-balance sheet exposure at gross notional amount	1078786.11
18	(Adjustments for conversion to credit equivalent amounts)	542753.32
19	Off-balance sheet items (sum of lines 17 and 18)	536032.79
Capital and total exposures		
20	Tier 1 capital	332691.68
21	Total exposures (sum of lines 3, 11, 16 and 19)	6649961.71
Leverage ratio		
22	Basel III leverage ratio	4.01%



