

General information about company	
Scrip code	532149
NSE Symbol	BANKINDIA
MSEI Symbol	NOTLISTED
ISIN	INE084A01016
Name of the company	Bank Of India
Whether company is SME	No
Class of Security	Equity Shares
Type of report	Quarterly
Quarter Ended / Half year ended/Date of Report (For Prelisting / Allotment)	31-03-2024
Date of allotment / extinguishment (in case Capital Restructuring selected) / Listing Date	
Shareholding pattern filed under	Regulation 31 (1) (b)
Whether the listed entity is Public Sector Undertaking (PSU)?	Yes



Declaration

Sr. No.	Particular	Yes/No	Promoter and Promoter Group	Public shareholder	Non Promoter- Non Public
1	Whether the Listed Entity has issued any partly paid up shares?	No	No	No	No
2	Whether the Listed Entity has issued any Convertible Securities ?	No	No	No	No
3	Whether the Listed Entity has issued any Warrants ?	No	No	No	No
4	Whether the Listed Entity has any shares against which depository receipts are issued?	No	No	No	No
5	Whether the Listed Entity has any shares in locked-in?	Yes	Yes	No	No
6	Whether any shares held by promoters are pledge or otherwise encumbered?	No	No		
7	Whether company has equity shares with differential voting rights?	No	No	No	No
8	Whether the listed entity has any significant beneficial owner?	No			



Table VI - Statement showing foreign ownership limits

Particular	Approved limits (%)	Limits utilized (%)
As on shareholding date	20	4.52
As on the end of previous 1st quarter	20	4.31
As on the end of previous 2nd quarter	20	2.91
As on the end of previous 3rd quarter	20	2.14
As on the end of previous 4th quarter	20	2.55



Table I - Summary Statement holding of specified securities

Category (I)	Category of shareholder (II)	Nos. Of shareholders (III)	No. of fully paid up equity shares held (IV)	No. Of Partly paid-up equity shares held (V)	No. Of shares underlying Depository Receipts (VI)	Total nos. shares held (VII) = (IV)+ (V)+ (VI)	Shareholding as a % of total no. of shares (calculated as per SCRR, 1957) (VIII) As a % of (A+B+C2)	Number of Voting Rights held in each class of securities (IX)			
								No of Voting (XIV) Rights			Total as a % of (A+B+C)
								Class eg: X	Class eg:y	Total	
(A)	Promoter & Promoter Group	1	3340861720			3340861720	73.38	3340861720		3340861720	73.38
(B)	Public	617237	1211806146			1211806146	26.62	1211806146		1211806146	26.62
(C)	Non Promoter- Non Public										
(C1)	Shares underlying DRs										
(C2)	Shares held by Employee Trusts										
	Total	617238	4552667866			4552667866	100	4552667866		4552667866	100




Table I - Summary Statement holding of specified securities

Category (I)	Category of shareholder (II)	No. Of Shares Underlying Outstanding convertible securities (X)	No. of Shares Underlying Outstanding Warrants (Xi)	No. Of Shares Underlying Outstanding convertible securities and No. Of Warrants (Xi) (a)	Shareholding , as a % assuming full conversion of convertible securities (as a percentage of diluted share capital) (XI)= (VII)+(X) As a % of (A+B+C2)	Number of Locked in shares (XII)		Number of Shares pledged or otherwise encumbered (XIII)		Number of equity shares held in dematerialized form (XIV)	Sub-categorization of shares		
						No. (a)	As a % of total Shares held (b)	No. (a)	As a % of total Shares held (b)		Sub-category (i)	Sub-category (ii)	Sub-category (iii)
(A)	Promoter & Promoter Group				73.38	421170854	12.61			3340861720			
(B)	Public				26.62					1198748792	0	0	0
(C)	Non Promoter-Non Public												
(C1)	Shares underlying DRs												
(C2)	Shares held by Employee Trusts												
	Total				100	421170854	9.25			4539610512	0	0	0




Table II - Statement showing shareholding pattern of the Promoter and Promoter Group

Sr.	Category & Name of the Shareholders (I)	Nos. Of shareholders (III)	No. of fully paid up equity shares held (IV)	No. Of Partly paid-up equity shares held (V)	No. Of shares underlying Depository Receipts (VI)	Total nos. shares held (VII) = (IV)+ (V)+ (VI)	Shareholding as a % of total no. of shares (calculated as per SCRR, 1957) (VIII) As a % of (A+B+C2)	Number of Voting Rights held in each class of securities (IX)			
								No of Voting (XIV) Rights			Total as a % of Total Voting rights
								Class eg: X	Class eg:y	Total	
A	Table II - Statement showing shareholding pattern of the Promoter and Promoter Group										
(1)	Indian										
(b)	Central Government/ State Government(s)	1	3340861720			3340861720	73.38	3340861720		3340861720	73.38
Sub-Total (A) (1)		1	3340861720			3340861720	73.38	3340861720		3340861720	73.38
(2)	Foreign										
Total Shareholding of Promoter and Promoter Group (A)=(A) (1)+(A)(2)		1	3340861720			3340861720	73.38	3340861720		3340861720	73.38
B	Table III - Statement showing shareholding pattern of the Public shareholder										
(1)	Institutions (Domestic)										
(a)	Mutual Funds	24	220105915			220105915	4.83	220105915		220105915	4.83
	Alternate Investment Funds	13	26241212			26241212	0.58	26241212		26241212	0.58
	Banks	9	842158			842158	0.02	842158		842158	0.02
	Insurance Companies	23	462076290			462076290	10.15	462076290		462076290	10.15



(f)	Provident Funds/ Pension Funds	1	10901191			10901191	0.24	10901191		10901191	0.24
(j)	Other Financial Institutions	7	1000			1000	0	1000		1000	0
Sub-Total (B) (1)		77	720167766			720167766	15.82	720167766		720167766	15.82
(2)	Institutions (Foreign)										
(d)	Foreign Portfolio Investors Category I	141	185620912			185620912	4.08	185620912		185620912	4.08
(e)	Foreign Portfolio Investors Category II	10	20211105			20211105	0.44	20211105		20211105	0.44
(g)	Any Other (specify)	8	5000			5000	0	5000		5000	0
Sub-Total (B) (2)		159	205837017			205837017	4.52	205837017		205837017	4.52
(3)	Central Government / State Government(s)										
(b)	State Government / Governor	2	3036			3036	0	3036		3036	0
Sub-Total (B) (3)		2	3036			3036	0	3036		3036	0
(4)	Non-institutions										
(b)	Directors and their relatives (excluding independent directors and nominee directors)	1	3000			3000	0	3000		3000	0
(c)	Key Managerial Personnel	2	6200			6200	0	6200		6200	0
	Resident Individuals holding nominal	600374	180024111			180024111	3.95	180024111		180024111	3.95



	share capital up to Rs. 2 lakhs									
(h)	Resident Individuals holding nominal share capital in excess of Rs. 2 lakhs	864	66263257			66263257	1.46	66263257	66263257	1.46
(i)	Non Resident Indians (NRIs)	4896	7303505			7303505	0.16	7303505	7303505	0.16
(j)	Foreign Nationals	2	800			800	0	800	800	0
(l)	Bodies Corporate	1477	20248767			20248767	0.44	20248767	20248767	0.44
(m)	Any Other (specify)	9383	11948687			11948687	0.26	11948687	11948687	0.26
Sub-Total (B) (4)		616999	285798327			285798327	6.28	285798327	285798327	6.28
Total Public Shareholding (B)=(B)(1)+(B)(2)+(B)(3)+(B)(4)		617237	1211806146			1211806146	26.62	1211806146	1211806146	26.62
C	Table IV - Statement showing shareholding pattern of the Non Promoter- Non Public shareholder									
Total (A+B+C2)		617238	4552667866			4552667866	100	4552667866	4552667866	100
Total (A+B+C)		617238	4552667866			4552667866	100	4552667866	4552667866	100



Table II - Statement showing shareholding pattern of the Promoter and Promoter Group

Sr.	No. Of Shares Underlying Outstanding convertible securities (X)	No. of Shares Underlying Outstanding Warrants (Xi)	No. Of Shares Underlying Outstanding convertible securities and No. Of Warrants (Xi) (a)	Shareholding , as a % assuming full conversion of convertible securities (as a percentage of diluted share capital) (XI)= (VII)+(X) As a % of (A+B+C2)	Number of Locked in shares (XII)		Number of Shares pledged or otherwise encumbered (XIII)		Number of equity shares held in dematerialized form (XIV)	Sub-categorization of shares		
					No. (a)	As a % of total Shares held (b)	No. (a)	As a % of total Shares held (b)		Sub-category (i)	Sub-category (ii)	Sub-category (iii)
A	Table II - Statement showing shareholding pattern of the Promoter and Promoter Group											
(1)	Indian											
(b)				73.38	421170854	12.61			3340861720			
Sub-Total (A) (1)				73.38	421170854	12.61			3340861720			
(2)	Foreign											
Total Shareholding of Promoter and Promoter Group (A)= (A)(1)+(A)(2)				73.38	421170854	12.61			3340861720			
B	Table III - Statement showing shareholding pattern of the Public shareholder											
(1)	Institutions (Domestic)											
(a)				4.83					220105915	0	0	0
(c)				0.58					26241212	0	0	0
(d)				0.02					841958	0	0	0

(e)			10.15					462076290	0	0	0
(f)			0.24					10901191	0	0	0
(j)			0					200	0	0	0
Sub-Total (B) (1)			15.82					720166766	0	0	0
(2)	Institutions (Foreign)										
(d)			4.08					185620912	0	0	0
(e)			0.44					20211105	0	0	0
(g)			0					0	0	0	0
Sub-Total (B) (2)			4.52					205832017	0	0	0
(3)	Central Government / State Government(s)										
(b)			0					3036	0	0	0
Sub-Total (B) (3)			0					3036	0	0	0
(4)	Non-institutions										
(b)			0					3000	0	0	0
(c)			0					6200	0	0	0
(g)			3.95					169153557	0	0	0
(h)			1.46					66263257	0	0	0
(i)			0.16					6673205	0	0	0
(j)			0					800	0	0	0
(l)			0.44					19988867	0	0	0
(m)			0.26					10658087	0	0	0
Sub-Total (B) (4)			6.28					272746973	0	0	0
Total Public Shareholding			26.62					1198748792	0	0	0



(B)=(B)(1)+ (B)(2)+(B) (3)+(B)(4)									
C	Table IV - Statement showing shareholding pattern of the Non Promoter- Non Public shareholder								
Total (A+B+C2)			100	421170854	9.25			4539610512	
Total (A+B+C)			100	421170854	9.25			4539610512	



Central Government/ State Government(s)		
Searial No.	1	
Name of the Shareholders (I)	PRESIDENT OF INDIA	Click here to go back
PAN (II)	ZZZZZ9999Z	Total
No. of fully paid up equity shares held (IV)	3340861720	3340861720
No. Of Partly paid-up equity shares held (V)		
No. Of shares underlying Depository Receipts (VI)		
Total nos. shares held (VII) = (IV)+ (V)+ (VI)	3340861720	3340861720
Shareholding as a % of total no. of shares (calculated as per SCRR, 1957) (VIII) As a % of (A+B+C2)	73.38	73.38
Number of Voting Rights held in each class of securities (IX)		
Class eg: X	3340861720	3340861720
Class eg:y		
Total	3340861720	3340861720
Total as a % of Total Voting rights	73.38	73.38



No. Of Shares Underlying Outstanding convertible securities (X)		
No. of Shares Underlying Outstanding Warrants (Xi)		
No. Of Shares Underlying Outstanding convertible securities and warrants (X)		
Shareholding , as a % assuming full conversion of convertible securities (as a percentage of diluted share capital) (XI)= (VII)+(X) As a % of (A+B+C2)	73.38	73.38
Number of Locked in shares (XII)		
No. (a)	421170854	421170854
As a % of total Shares held (b)	12.61	12.61
Number of Shares pledged or otherwise encumbered (XIII)		
No. (a)		
As a % of total Shares held (b)		
Number of equity shares held in dematerialized form (XIV)	3340861720	3340861720



Text Block

Textual Information(1)

PAN No is not available.



Mutual Funds

Serial No.	1	
Name of the Shareholders (I)	SBI PSU FUND	Click here to go back
PAN (II)	AABTS6407Q	Total
No. of fully paid up equity shares held (IV)	95806140	95806140
No. Of Partly paid-up equity shares held (V)		
No. Of shares underlying Depository Receipts (VI)		
Total nos. shares held (VII) = (IV)+ (V)+ (VI)	95806140	95806140
Shareholding as a % of total no. of shares (calculated as per SCRR, 1957) (VIII) As a % of (A+B+C2)	2.1	2.1
Number of Voting Rights held in each class of securities (IX)		
Class eg: X	95806140	95806140
Class eg:y		
Total	95806140	95806140
Total as a % of Total Voting rights	2.1	2.1



No. Of Shares Underlying Outstanding convertible securities (X)		
No. of Shares Underlying Outstanding Warrants (Xi)		
No. Of Shares Underlying Outstanding convertible securities and No. Of Warrants (Xi) (a)		
Shareholding , as a % assuming full conversion of convertible securities (as a percentage of diluted share capital) (XI)= (VII)+(X) As a % of (A+B+C2)	2.1	2.1
Number of Locked in shares (XII)		
No. (a)		
As a % of total Shares held (b)		
Number of equity shares held in dematerialized form (XIV)	95806140	95806140
Reason for not providing PAN		
Reason for not providing PAN		




Sub-categorization of shares		
Shareholding (No. of shares) under		
Sub-category (i)	0	0
Sub-category (ii)	0	0
Sub-category (iii)	0	0



Insurance Companies

Searial No.	1	2	
Name of the Shareholders (I)	HDFC LIFE INSURANCE COMPANY LIMITED	LIFE INSURANCE CORPORATION OF INDIA - P&GS FUND	Click here to go back
PAN (II)	AAACH8755L	AAACL0582H	Total
No. of fully paid up equity shares held (IV)	58798211	299006400	357804611
No. Of Partly paid-up equity shares held (V)			
No. Of shares underlying Depository Receipts (VI)			
Total nos. shares held (VII) = (IV)+ (V)+ (VI)	58798211	299006400	357804611
Shareholding as a % of total no. of shares (calculated as per SCRR, 1957) (VIII) As a % of (A+B+C2)	1.29	6.57	7.86
Number of Voting Rights held in each class of securities (IX)			
Class eg: X	58798211	299006400	357804611
Class eg:y			
Total	58798211	299006400	357804611
Total as a % of Total Voting rights	1.29	6.57	7.86



No. Of Shares Underlying Outstanding convertible securities (X)			
No. of Shares Underlying Outstanding Warrants (Xi)			
No. Of Shares Underlying Outstanding convertible securities and No. Of Warrants (Xi) (a)			
Shareholding , as a % assuming full conversion of convertible securities (as a percentage of diluted share capital) (XI)= (VII)+(X) As a % of (A+B+C2)	1.29	6.57	7.86
Number of Locked in shares (XII)			
No. (a)			
As a % of total Shares held (b)			
Number of equity shares held in dematerialized form (XIV)	58798211	299006400	357804611
Reason for not providing PAN			
Reason for not providing PAN			



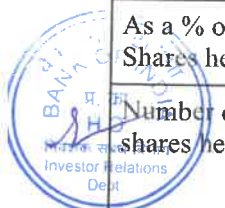
Sub-categorization of shares			
Shareholding (No. of shares) under			
Sub-category (i)	0	0	0
Sub-category (ii)	0	0	0
Sub-category (iii)	0	0	0



Any Other (specify)

Searial No.	1	2	3	4	5	6	7
Category	Clearing Members	Employees	Others	HUF	Overseas Corporate Bodies	Trusts	Others
Category / More than 1 percentage	Category	Category	Category	Category	Category	Category	Category
Name of the Shareholders (I)			ESCROW ACCOUNT				OTHER DIRECTORS
PAN (II)							
No. of the Shareholders (I)	85	3614	1	5661	2	18	2
No. of fully paid up equity shares held (IV)	1279228	1134400	500	8554253	155700	822306	2300
No. Of Partly paid-up equity shares held (V)							
No. Of shares underlying Depository Receipts (VI)							
Total nos. shares held (VII) = (IV)+ (V)+ (VI)	1279228	1134400	500	8554253	155700	822306	2300
Shareholding as a % of total no. of shares (calculated as per SCRR, 1957) (VIII) As a % of (A+B+C2)	0.03	0.02	0	0.19	0	0.02	0
Number of Voting Rights held in each class of securities (IX)							
Class eg: X	1279228	1134400	500	8554253	155700	822306	2300

Class eg:y							
Total	1279228	1134400	500	8554253	155700	822306	2300
Total as a % of Total Voting rights	0.03	0.02	0	0.19	0	0.02	0
No. Of Shares Underlying Outstanding convertible securities (X)							
No. of Shares Underlying Outstanding Warrants (Xi)							
No. Of Shares Underlying Outstanding convertible securities and No. Of Warrants (Xi) (a)							
Shareholding , as a % assuming full conversion of convertible securities (as a percentage of diluted share capital) (XI)= (VII)+(X) As a % of (A+B+C2)	0.03	0.02	0	0.19	0	0.02	0
Number of Locked in shares (XII)							
No. (a)							
As a % of total Shares held (b)							
Number of equity shares held in	1279228	0	0	8554253	0	822306	2300



dematerialized form (XIV)							
Reason for not providing PAN							
Reason for not providing PAN							
Sub-categorization of shares							
Sub-category (i)	0	0	0	0	0	0	0
Sub-category (ii)	0	0	0	0	0	0	0
Sub-category (iii)	0	0	0	0	0	0	0



Any Other (specify)

Any Other (specify)	
Serial No.	
Category	
Category / More than 1 percentage	
Name of the Shareholders (I)	Click here to go back
PAN (II)	Total
No. of the Shareholders (I)	9383
No. of fully paid up equity shares held (IV)	11948687
No. Of Partly paid-up equity shares held (V)	
No. Of shares underlying Depository Receipts (VI)	
Total nos. shares held (VII) = (IV)+ (V)+ (VI)	11948687
Shareholding as a % of total no. of shares (calculated as per SCRR, 1957) (VIII) As a % of (A+B+C2)	0.26
Number of Voting Rights held in each class of securities (IX)	
Class eg: X	11948687



Class eg:y	
Total	11948687
Total as a % of Total Voting rights	0.26
No. Of Shares Underlying Outstanding convertible securities (X)	
No. of Shares Underlying Outstanding Warrants (Xi)	
No. Of Shares Underlying Outstanding convertible securities and No. Of Warrants (Xi) (a)	
Shareholding , as a % assuming full conversion of convertible securities (as a percentage of diluted share capital) (XI)= (VII)+(X) As a % of (A+B+C2)	0.26
Number of Locked in shares (XII)	
No. (a)	
As a % of total Shares held (b)	
Number of equity shares held in	10658087



dematerialized form (XIV)	
Reason for not providing PAN	
Reason for not providing PAN	
Sub-categorization of shares	
Shareholding (No. of shares) under	
Sub-category (i)	0
Sub-category (ii)	0
Sub-category (iii)	0

