

General information about company

Scrip code	532149
NSE Symbol	BANKINDIA
MSEI Symbol	NOTLISTED
ISIN	INE084A01016
Name of the company	Bank Of India
Whether company is SME	No
Class of Security	Equity Shares
Type of report	Quarterly
Quarter Ended / Half year ended/Date of Report (For Prelisting / Allotment)	30-09-2024
Date of allotment / extinguishment (in case Capital Restructuring selected) / Listing Date	
Shareholding pattern filed under	Regulation 31 (1) (b)
Whether the listed entity is Public Sector Undertaking (PSU)?	Yes



Declaration

Sr. No.	Particular	Yes/No	Promoter and Promoter Group	Public shareholder	Non Promoter- Non Public
1	Whether the Listed Entity has issued any partly paid up shares?	No	No	No	No
2	Whether the Listed Entity has issued any Convertible Securities ?	No	No	No	No
3	Whether the Listed Entity has issued any Warrants ?	No	No	No	No
4	Whether the Listed Entity has any shares against which depository receipts are issued?	No	No	No	No
5	Whether the Listed Entity has any shares in locked-in?	No	No	No	No
6	Whether any shares held by promoters are pledge or otherwise encumbered?	No	No		
7	Whether company has equity shares with differential voting rights?	No	No	No	No
8	Whether the listed entity has any significant beneficial owner?	No			



Table VI - Statement showing foreign ownership limits

Particular	Approved limits (%)	Limits utilized (%)
As on shareholding date	20	3.21
As on the end of previous 1st quarter	20	3.61
As on the end of previous 2nd quarter	20	4.52
As on the end of previous 3rd quarter	20	4.31
As on the end of previous 4th quarter	20	2.91



Table I - Summary Statement holding of specified securities

Category (I)	Category of shareholder (II)	Nos. Of shareholders (III)	No. of fully paid up equity shares held (IV)	No. Of Partly paid-up equity shares held (V)	No. Of shares underlying Depository Receipts (VI)	Total nos. shares held (VII) = (IV)+ (V)+ (VI)	Shareholding as a % of total no. of shares (calculated as per SCRR, 1957) (VIII) As a % of (A+B+C2)	Number of Voting Rights held in each class of securities (IX)			
								No of Voting (XIV) Rights			Total as a % of (A+B+C)
								Class eg: X	Class eg:y	Total	
(A)	Promoter & Promoter Group	1	3340861720			3340861720	73.38	3340861720		3340861720	73.38
(B)	Public	692228	1211806146			1211806146	26.62	1211806146		1211806146	26.62
(C)	Non Promoter-Non Public										
(C1)	Shares underlying DRs										
(C2)	Shares held by Employee Trusts										
	Total	692229	4552667866			4552667866	100	4552667866		4552667866	100



Table I - Summary Statement holding of specified securities

Category (I)	Category of shareholder (II)	No. Of Shares Underlying Outstanding convertible securities (X)	No. of Shares Underlying Outstanding Warrants (Xi)	No. Of Shares Underlying Outstanding convertible securities and No. Of Warrants (Xi) (a)	Shareholding , as a % assuming full conversion of convertible securities (as a percentage of diluted share capital) (XI)= (VII)+(X) As a % of (A+B+C2)	Number of Locked in shares (XII)		Number of Shares pledged or otherwise encumbered (XIII)		Number of equity shares held in dematerialized form (XIV)	Sub-categorization of shares		
						No. (a)	As a % of total Shares held (b)	No. (a)	As a % of total Shares held (b)		Sub-category (i)	Sub-category (ii)	Sub-category (iii)
(A)	Promoter & Promoter Group				73.38					3340861720			
(B)	Public				26.62					1198884592	0	0	0
(C)	Non Promoter-Non Public												
(C1)	Shares underlying DRs												
(C2)	Shares held by Employee Trusts												
	Total				100					4539746312	0	0	0



Table-II - Statement showing shareholding pattern of the Promoter and Promoter Group

Sr.	Category & Name of the Shareholders (I)	Nos. Of shareholders (III)	No. of fully paid up equity shares held (IV)	No. Of Partly paid-up equity shares held (V)	No. Of shares underlying Depository Receipts (VI)	Total nos. shares held (VII) = (IV)+ (V)+ (VI)	Shareholding as a % of total no. of shares (calculated as per SCRR, 1957) (VIII) As a % of (A+B+C2)	Number of Voting Rights held in each class of securities (IX)			
								No of Voting (XIV) Rights			Total as a % of Total Voting rights
								Class eg: X	Class eg:y	Total	
A	Table II - Statement showing shareholding pattern of the Promoter and Promoter Group										
(1)	Indian										
(b)	Central Government/ State Government(s)	1	3340861720			3340861720	73.38	3340861720		3340861720	73.38
Sub-Total (A) (1)		1	3340861720			3340861720	73.38	3340861720		3340861720	73.38
(2)	Foreign										
Total Shareholding of Promoter and Promoter Group (A)=(A)(1)+(A) (2)		1	3340861720			3340861720	73.38	3340861720		3340861720	73.38
B	Table III - Statement showing shareholding pattern of the Public shareholder										
(1)	Institutions (Domestic)										
(a)	Mutual Funds	20	213891891			213891891	4.7	213891891		213891891	4.7
(c)	Alternate Investment Funds	4	1967182			1967182	0.04	1967182		1967182	0.04
(d)	Banks	9	3528458			3528458	0.08	3528458		3528458	0.08
(e)	Insurance Companies	19	477092960			477092960	10.48	477092960		477092960	10.48
(f)	Provident Funds/ Pension Funds	1	43846404			43846404	0.96	43846404		43846404	0.96
(j)	Other Financial Institutions	7	1000			1000	0	1000		1000	0
Sub-Total (B) (1)		60	740327895			740327895	16.26	740327895		740327895	16.26
(2)	Institutions (Foreign)										
(d)	Foreign Portfolio Investors Category I	140	127673392			127673392	2.8	127673392		127673392	2.8
(e)	Foreign Portfolio Investors Category II	10	18623579			18623579	0.41	18623579		18623579	0.41
(g)	Any Other (specify)	8	5000			5000	0	5000		5000	0
Sub-Total (B) (2)		158	146301971			146301971	3.21	146301971		146301971	3.21
(3)	Central Government / State Government(s)										
(b)	State Government / Governor	2	3036			3036	0	3036		3036	0
Sub-Total (B) (3)		2	3036			3036	0	3036		3036	0
(4)	Non-institutions										
(c)	Key Managerial Personnel	2	6200			6200	0	6200		6200	0
(g)	Resident Individuals holding nominal share capital up to Rs. 2 lakhs	674107	213998059			213998059	4.7	213998059		213998059	4.7




(h)	Resident Individuals holding nominal share capital in excess of Rs. 2 lakhs	1053	73048322			73048322	1.6	73048322	73048322	1.6
(i)	Non Resident Indians (NRIs)	5397	8273973			8273973	0.18	8273973	8273973	0.18
(j)	Foreign Nationals	2	800			800	0	800	800	0
(l)	Bodies Corporate	1471	16958087			16958087	0.37	16958087	16958087	0.37
(m)	Any Other (specify)	9976	12887803			12887803	0.28	12887803	12887803	0.28
Sub-Total (B) (4)		692008	325173244			325173244	7.14	325173244	325173244	7.14
Total Public Shareholding (B)=(B)(1)+(B)(2)+(B)(3)+(B)(4)		692228	1211806146			1211806146	26.62	1211806146	1211806146	26.62
C	Table IV - Statement showing shareholding pattern of the Non Promoter- Non Public shareholder									
Total (A+B+C2)		692229	4552667866			4552667866	100	4552667866	4552667866	100
Total (A+B+C)		692229	4552667866			4552667866	100	4552667866	4552667866	100



Table II - Statement showing shareholding pattern of the Promoter and Promoter Group

Sr.	No. Of Shares Underlying Outstanding convertible securities (X)	No. of Shares Underlying Outstanding Warrants (Xi)	No. Of Shares Underlying Outstanding convertible securities and No. Of Warrants (Xi) (a)	Shareholding , as a % assuming full conversion of convertible securities (as a percentage of diluted share capital) (XI)= (VII)+(X) As a % of (A+B+C2)	Number of Locked in shares (XII)		Number of Shares pledged or otherwise encumbered (XIII)		Number of equity shares held in dematerialized form (XIV)	Sub-categorization of shares		
					No. (a)	As a % of total Shares held (b)	No. (a)	As a % of total Shares held (b)		Sub-category (i)	Sub-category (ii)	Sub-category (iii)
A	Table II - Statement showing shareholding pattern of the Promoter and Promoter Group											
(1)	Indian											
(b)				73.38					3340861720			
Sub-Total (A) (1)				73.38					3340861720			
(2)	Foreign											
Total Shareholding of Promoter and Promoter Group (A)=(A) (1)+(A)(2)				73.38					3340861720			
B	Table III - Statement showing shareholding pattern of the Public shareholder											
(1)	Institutions (Domestic)											
(a)				4.7					213891891	0	0	0
(c)				0.04					1967182	0	0	0
(d)				0.08					3528258	0	0	0
(e)				10.48					477092960	0	0	0
(f)				0.96					43846404	0	0	0
(j)				0					200	0	0	0
Sub-Total (B) (1)				16.26					740326895	0	0	0
(2)	Institutions (Foreign)											
(d)				2.8					127673392	0	0	0
(e)				0.41					18623579	0	0	0
(g)				0					0	0	0	0
Sub-Total (B) (2)				3.21					146296971	0	0	0
(3)	Central Government / State Government(s)											
(b)				0					3036	0	0	0
Sub-Total (B) (3)				0					3036	0	0	0
(4)	Non-institutions											
(c)				0					6200	0	0	0
(g)				4.7					203231705	0	0	0
(h)				1.6					73048322	0	0	0
(i)				0.18					7643673	0	0	0
(j)				0					800	0	0	0
(l)				0.37					16701087	0	0	0
(m)				0.28					11625903	0	0	0
Sub-Total (B) (4)				7.14					312257690	0	0	0
Total Public Shareholding (B)=(B) (1) (B)(2)+(B) (3) (B)(4)				26.62					1198884592	0	0	0



C	Table IV - Statement showing shareholding pattern of the Non Promoter- Non Public shareholder							
Total (A+B+C ₂ ;				100				4539746312
Total (A+B+C ₁)				100				4539746312



Central Government/ State Government(s)

Serial No.	I	
Name of the Shareholders (I)	PRESIDENT OF INDIA	Click here to go back
PAN (II)	ZZZZZ9999Z	Total
No. of fully paid up equity shares held (IV)	3340861720	3340861720
No. Of Partly paid-up equity shares held (V)		
No. Of shares underlying Depository Receipts (VI)		
Total nos. shares held (VII) = (IV)+ (V)+ (VI)	3340861720	3340861720
Shareholding as a % of total no. of shares (calculated as per SCRR, 1957) (VIII) As a % of (A+B+C2)	73.38	73.38
Number of Voting Rights held in each class of securities (IX)		
Class eg: X	3340861720	3340861720
Class eg:y		
Total	3340861720	3340861720
Total as a % of Total Voting rights	73.38	73.38
No. Of Shares Underlying Outstanding convertible securities (X)		
No. of Shares Underlying Outstanding Warrants (Xi)		
No. Of Shares Underlying Outstanding convertible securities and warrants (X)		
Shareholding , as a % assuming full conversion of convertible securities (as a percentage of diluted share capital) (XI)= (VII)+(X) As a % of (A+B+C2)	73.38	73.38
Number of Locked in shares (XII)		
No. (a)		
As a % of total Shares held (b)		
Number of Shares pledged or otherwise encumbered (XIII)		
No. (a)		
As a % of total Shares held (b)		
Number of equity shares held in dematerialized form (XIV)	3340861720	3340861720

Please do not provide PAN



Reason for not providing PAN	Textual Information(1)	
Shareholder type	Promoter	



Text Block


Textual Information(1)

PAN not available



Mutual Funds

Serial No.	1	
Name of the Shareholders (I)	SBI-PSU FUND	Click here to go back
PAN (II)	AABTS6407Q	Total
No. of fully paid up equity shares held (IV)	95595749	95595749
No. Of Partly paid-up equity shares held (V)		
No. Of shares underlying Depository Receipts (VI)		
Total nos. shares held (VII) = (IV)+ (V)+ (VI)	95595749	95595749
Shareholding as a % of total no. of shares (calculated as per SCRR, 1957) (VIII) As a % of (A+B+C2)	2.1	2.1
Number of Voting Rights held in each class of securities (IX)		
Class eg: X	95595749	95595749
Class eg:y		
Total	95595749	95595749
Total as a % of Total Voting rights	2.1	2.1
No. Of Shares Underlying Outstanding convertible securities (X)		
No. of Shares Underlying Outstanding Warrants (Xi)		
No. Of Shares Underlying Outstanding convertible securities and No. Of Warrants (Xi) (a)		
Shareholding , as a % assuming full conversion of convertible securities (as a percentage of diluted share capital) (XI)= (VII)+(X) As a % of (A+B+C2)	2.1	2.1
Number of Locked in shares (XII)		
No. (a)		
As a % of total Shares held (b)		
Number of equity shares held in dematerialized form (XIV)	95595749	95595749
Reason for not providing PAN		
Reason for not providing PAN		
Sub-division of shares		




Shareholding (No. of shares) under		
Sub-category (i)	0	0
Sub-category (ii)	0	0
Sub-category (iii)	0	0



Insurance Companies

Serial No.	1	2	
Name of the Shareholders (I)	HDFC LIFE INSURANCE COMPANY LIMITED	LIFE INSURANCE CORPORATION OF INDIA - P & GS FUND	Click here to go back
PAN (II)	AAACH8755L	AAACL0582H	Total
No. of fully paid up equity shares held (IV)	57283877	340819285	398103162
No. Of Partly paid-up equity shares held (V)			
No. Of shares underlying Depository Receipts (VI)			
Total nos. shares held (VII) = (IV)+ (V)+ (VI)	57283877	340819285	398103162
Shareholding as a % of total no. of shares (calculated as per SCRR, 1957) (VIII) As a % of (A+B+C2)	1.26	7.49	8.74
Number of Voting Rights held in each class of securities (IX)			
Class eg: X	57283877	340819285	398103162
Class eg: y			
Total	57283877	340819285	398103162
Total as a % of Total Voting rights	1.26	7.49	8.74
No. Of Shares Underlying Outstanding convertible securities (X)			
No. of Shares Underlying Outstanding Warrants (Xi)			
No. Of Shares Underlying Outstanding convertible securities and No. Of Warrants (Xi) (a)			
Shareholding , as a % assuming full conversion of convertible securities (as a percentage of diluted share capital) (XI)= (VII)+(X) As a % of (A+B+C2)	1.26	7.49	8.74
Number of Locked in shares (XII)			
No. (a)			
As a % of total Shares held (b)			
Number of equity shares held in dematerialized form (XIV)	57283877	340819285	398103162
Reason for not providing PAN			
Reason for not providing PAN			
Sub-category of shares			
No. of shares) under			



Sub-category (i)	0	0	0
Sub-category (ii)	0	0	0
Sub-category (iii)	0	0	0

